

Ref.: OSCL/SE/2017-18/048

Date: July 21, 2017

To,

Corporate Services Department <b>BSE LIMITED</b> P.J. Towers, 1 <sup>st</sup> Floor, Dalal Street, Mumbai – 400001. BSE Code: 533317	Corporate Services Department <b>NATIONAL STOCK EXCHANGE OF INDIA LIMITED</b> Exchange Plaza, Bandra Kurla Complex, Bandra (E), Mumbai – 400051. NSE Symbol: OMKARCHEM
--	--

Dear Sir/Madam,


**Sub: Disclosure under Regulation 31 of SEBI (Listing Obligations and Disclosure Requirements) Regulations, 2015 – Shareholding Pattern for the Quarter ended on June 30, 2017.**


We are enclosing herewith shareholding pattern for the quarter ended June 30, 2017, pursuant to Regulation 31(1)(b) of the SEBI (Listing Obligations and Disclosure Requirements) Regulations, 2015, as per the format prescribed in SEBI Circular No. – CIR/ CFD/ CMD/ 13/ 2015 dated November 30, 2015.

This is for your record and reference.

Thanking you,

Yours sincerely,  
For **OMKAR SPECIALITY CHEMICALS LIMITED**

  
**SUNNY PAGARE**  
**COMPANY SECRETARY & COMPLIANCE OFFICER**  
M. No.: F8896  
Encl: As above.



**Annexure - I**

**FOR THE QUARTER ENDED JUNE 30, 2017**

1. Name of Listed Entity:	OMKAR SPECIALITY CHEMICALS LIMITED
2. Scrip Code/Name of Scrip/Class of Security	BSE 533317 / NSE OMKARCHEM / EQUITY (ISIN - INE474L01016)
3. Share Holding Pattern Filed under: Reg- 31(1)(a)/Reg. 31(1)(b)/Reg. 31(1)(c)	
a. If under 31(1)(b) then indicate the report for Quarter ending	<b>FOR THE QUARTER ENDED JUNE 30, 2017</b>
b. If under 31(1)(c) then indicate date of allotment/extinguishment	
4. Declaration: The Listed entity is required to submit the following declaration to the extent of submission of information:-	

Sr. No.	Particulars	Yes*	No*
1	Whether the Listed Entity has issued any partly paid up shares?		No
2	Whether the Listed Entity has issued any Convertible Securities or Warrants?		No
3	Whether the Listed Entity has any shares against which depository receipts are issued?		No
4	Whether the Listed Entity has any shares in locked-in?	Yes	
5	Whether any shares held by promoters are pledged or otherwise encumbered?	Yes	
6	Whether the Listed Entity has issued any differential Voting Rights?		No

\* If the Listed Entity selects the option 'No' for the questions above, the columns for the partly paid up shares, Outstanding Convertible Securities/Warrants, depository receipts, locked-in shares, No of shares pledged or otherwise encumbered by promoters, as applicable, shall not be displayed at the time of dissemination on the Stock Exchange website. Also wherever there is 'No' declared by Listed Entity in above table the values will be considered as 'Zero' by default on submission of the format of holding of specified securities.

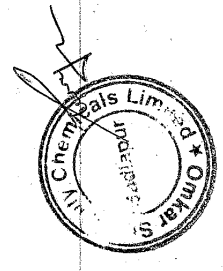



Table 1 - SUMMARY STATEMENT HOLDING OF SPECIFIED SECURITIES FOR THE QUARTER ENDED JUNE 30, 2017

Code category (i)	Category of shareholder (ii)	No. of Share holders (iii)	No. of fully paid up equity Share held (iv)	No. of Partly-paid-up equity Share held (v)	No. of shares underlying Depository Receipts (vi)	Total nos. shares held (vii)=(iv)+(v)+(vi)	Shareholding as a % of total no. of shares (calculated as per SCRR,1957) (viii) As a % of (i)+(ii)+(v)	Number of Voting Rights held in each class of securities (ix)			Total as a % of (i)+(ii)+(v)	No. of Shares underlying Outstanding convertible securities (including Warrants) (x)	Shareholding as a % of convertible securities (as a % of diluted share capital) (xi)=(vii)+(x) As a % of (i)+(ii)+(v)	Number of Locked in shares (xii)		Number of Shares pledged or otherwise encumbered (xiii)		Number of equity shares held in dematerialized form (xiv)
								Class Equity	Class Others	Total				(a) No. of shares held	(b) As a % of total shares held	(c) No. of shares held	(d) As a % of total shares held	
(A)	Promoter & Promoter Group*	4	7899327	0	0	7899327	38.3872	7899327	0	7899327	38.3872	950000	12,0723	2778990	35,0775	7899327		
(B)	Public	19381	12679677	0	0	12679677	61.6128	12679677	0	12679677	61.6128	0	0.0000	NA	NA	12679677		
(C)	Non Promoter-Non Public	0	0	0	0	0	0	0	0	0	0.0000	0	0.0000	NA	NA	0		
(C1)	Shares underlying DRs	0	0	0	0	0	0	0	0	0	0.0000	0	0.0000	NA	NA	0		
(C2)	Shares held by Employee Trusts	0	0	0	0	0	0	0	0	0	0.0000	0	0.0000	NA	NA	0		
	Total	19385	20578004	0	0	20578004	100.0000	20578004	0	20578004	100.0000	950000	4,5166	2778990	13,4653	0		

\*In the beneficial position received from the depositories as on date, 3,50,000 Shares are not reflected in the name of Mr. Omkar P. Heikler, Promoter of the Company as they are under encumbrance.



**Table II - STATEMENT SHOWING SHAREHOLDING PATTERN OF THE PROMOTER AND PROMOTER GROUP FOR THE QUARTER ENDED JUNE 30, 2017**

Category & Name of the shareholders (i)	PAN (ii)	No of Share holders (iii)	No of fully paid up equity shares held (iv)	Partly paid-up equity share held (v)	No. of underlying Depository Receipts (vi)	Total nos. shares held (vii) = (iv)+(v)+(vi)	Shareholding as per SCRR, 1957 as a % of (A+B+C2) (viii)	Number of Voting Rights held in each class of securities (ix)			Total as a % of (A+B+C2) (x)	No. of Shares Underlying Outstanding convertible securities (including Warrants) (xi)	Shareholding, as a % assuming full conversion of convertible securities as a % of diluted share capital (xii) = (xi)/(A+B+C2)	Number of Locked in Shares (xiii)	As a % of total shares held (b)	Number of Shares pledged or otherwise encumbered (xiii)	As a % of total shares held (b)	Number of equity shares held in dematerialized form (xiv)
								Class Equity	Class Others	Total								
<b>1. Indian</b>																		
<b>(a) Individuals / Hindu Undivided Family</b>																		
PRAVIN SHIVDAS HERLEKAR	AAAPR2923H	1	2100821	0	0	2100821	10.2091	2100821	0	2100821	10.2091	0	10.2091	190000	9.0441	1910281	90.9559	2100821
AKASH SHIVDAS HERLEKAR	ACCHH0802P	1	4901500	0	0	4901500	23.8191	4901500	0	4901500	23.8191	0	23.8191	190000	3.8764	868069	17.5471	4901500
RISHIKESH PRAVIN HERLEKAR	AERPH1905G	1	517006	0	0	517006	2.5124	517006	0	517006	2.5124	0	2.5124	190000	36.7501	0	0.0000	517006
<b>Total</b>		<b>3</b>	<b>7519327</b>	<b>0</b>	<b>0</b>	<b>7519327</b>	<b>36.5406</b>	<b>7519327</b>	<b>0</b>	<b>7519327</b>	<b>36.5406</b>	<b>0</b>	<b>36.5406</b>	<b>570000</b>	<b>7.5805</b>	<b>2770890</b>	<b>36.8502</b>	<b>7519327</b>
<b>(b) Central Government / State Government(s)</b>																		
<b>Total</b>		<b>0</b>	<b>0</b>	<b>0</b>	<b>0</b>	<b>0</b>	<b>0.0000</b>	<b>0</b>	<b>0</b>	<b>0</b>	<b>0.0000</b>	<b>0</b>	<b>0.0000</b>	<b>0</b>	<b>0.0000</b>	<b>0</b>	<b>0.0000</b>	<b>0</b>
<b>(c) Financial Institutions / Banks</b>																		
<b>Total</b>		<b>0</b>	<b>0</b>	<b>0</b>	<b>0</b>	<b>0</b>	<b>0.0000</b>	<b>0</b>	<b>0</b>	<b>0</b>	<b>0.0000</b>	<b>0</b>	<b>0.0000</b>	<b>0</b>	<b>0.0000</b>	<b>0</b>	<b>0.0000</b>	<b>0</b>
<b>(d) Any Others (Group Company)</b>																		
SVAS BIOTECH INDIA PRIVATE LIMITED	AAHCS4028E	1	380000	0	0	380000	1.8466	380000	0	380000	1.8466	0	1.8466	380000	100.0000	0	0.0000	380000
<b>Total</b>		<b>1</b>	<b>380000</b>	<b>0</b>	<b>0</b>	<b>380000</b>	<b>1.8466</b>	<b>380000</b>	<b>0</b>	<b>380000</b>	<b>1.8466</b>	<b>0</b>	<b>1.8466</b>	<b>380000</b>	<b>100.0000</b>	<b>0</b>	<b>0.0000</b>	<b>380000</b>
<b>Sub-Total (A)(1)</b>		<b>4</b>	<b>7899327</b>	<b>0</b>	<b>0</b>	<b>7899327</b>	<b>38.3872</b>	<b>7899327</b>	<b>0</b>	<b>7899327</b>	<b>38.3872</b>	<b>0</b>	<b>38.3872</b>	<b>950000</b>	<b>12.0263</b>	<b>2770890</b>	<b>35.0775</b>	<b>7899327</b>
<b>2. Foreign</b>																		
<b>(a) Institutions (Non-Resident Individuals / Foreign Individuals)</b>																		
<b>Total</b>		<b>0</b>	<b>0</b>	<b>0</b>	<b>0</b>	<b>0</b>	<b>0.0000</b>	<b>0</b>	<b>0</b>	<b>0</b>	<b>0.0000</b>	<b>0</b>	<b>0.0000</b>	<b>0</b>	<b>0.0000</b>	<b>0</b>	<b>0.0000</b>	<b>0</b>
<b>(b) Government</b>																		
<b>Total</b>		<b>0</b>	<b>0</b>	<b>0</b>	<b>0</b>	<b>0</b>	<b>0.0000</b>	<b>0</b>	<b>0</b>	<b>0</b>	<b>0.0000</b>	<b>0</b>	<b>0.0000</b>	<b>0</b>	<b>0.0000</b>	<b>0</b>	<b>0.0000</b>	<b>0</b>
<b>(c) Institutions</b>																		
<b>Total</b>		<b>0</b>	<b>0</b>	<b>0</b>	<b>0</b>	<b>0</b>	<b>0.0000</b>	<b>0</b>	<b>0</b>	<b>0</b>	<b>0.0000</b>	<b>0</b>	<b>0.0000</b>	<b>0</b>	<b>0.0000</b>	<b>0</b>	<b>0.0000</b>	<b>0</b>
<b>(d) Foreign Portfolio Investor</b>																		
<b>Total</b>		<b>0</b>	<b>0</b>	<b>0</b>	<b>0</b>	<b>0</b>	<b>0.0000</b>	<b>0</b>	<b>0</b>	<b>0</b>	<b>0.0000</b>	<b>0</b>	<b>0.0000</b>	<b>0</b>	<b>0.0000</b>	<b>0</b>	<b>0.0000</b>	<b>0</b>
<b>Sub-Total (A)(2)</b>		<b>0</b>	<b>0</b>	<b>0</b>	<b>0</b>	<b>0</b>	<b>0.0000</b>	<b>0</b>	<b>0</b>	<b>0</b>	<b>0.0000</b>	<b>0</b>	<b>0.0000</b>	<b>0</b>	<b>0.0000</b>	<b>0</b>	<b>0.0000</b>	<b>0</b>
<b>Total Shareholding of Promoter and Promoter Group (A) = (A)(1)+(A)(2)</b>		<b>4</b>	<b>7899327</b>	<b>0</b>	<b>0</b>	<b>7899327</b>	<b>38.3872</b>	<b>7899327</b>	<b>0</b>	<b>7899327</b>	<b>38.3872</b>	<b>0</b>	<b>38.3872</b>	<b>950000</b>	<b>12.0263</b>	<b>2770890</b>	<b>35.0775</b>	<b>7899327</b>

(1) PAN would not be displayed on website of Stock Exchange(s).  
 (2) The term "Encumbrance" has the same meaning as assigned under regulation 28(3) of SEBI (Substantial Acquisition of Shares and Takeovers) Regulations, 2011.  
 In the beneficial position received from the depositories as on date 30/06/2017 shares are not reflected in the name of Mr. Omkar P. Herlekar, Promoter of the Company as they are under encumbrance.




Table III - STATEMENT SHOWING SHAREHOLDING PATTERN OF THE PUBLIC SHAREHOLDER FOR THE QUARTER ENDED JUNE 30, 2017

Category & Name of the shareholders (i)	PAN (ii)	Nos of Share holders (iii)	No of fully paid up equity share held (iv)	Partly paid-up equity share held (v)	Nos of shares underlying Depository Receipts (vi)	Total nos. shares held (vii)=(iv)+(v)+(vi)	Shareholding per SCRR,1957 As a % of (A+B+C2) (viii)	Number of Voting Rights held in each class of securities (ix)			Total Voting Rights as a % of Total (x)	No. of Underlying Outstanding convertible securities (including Warrants) (xi)	Total Shareholding as a % assuming full conversion of convertible securities as a percentage of diluted share capital (xii)=(viii)+(xi) As a % of (A+B+C2)	Number of Locked in shares (xiii)		Number of Shares pledged or encumbered (xiv)	As a % of total shares held (v)	Number of equity shares held in dematerialized form (xv)	
								Class Equity X	Class Others Y	Total				(a) As a % of total shares held (b)	(c) (Not applicable)				(d) As a % of total shares held
<b>1 Institutions</b>																			
(a) Venture Capital Funds		0	0	0	0	0	0.0000	0	0	0	0	0.0000	0	0.0000	0	0	0	0	0
(b) Alternative Investment Funds		0	0	0	0	0	0.0000	0	0	0	0	0.0000	0	0.0000	0	0	0	0	0
(c) Foreign Venture Capital Investors		0	0	0	0	0	0.0000	0	0	0	0	0.0000	0	0.0000	0	0	0	0	0
(d) Financial Institutions/ Banks		5	229833	0	0	229833	1.1159	229833	1.1159	0	0	1.1159	0	0.0000	0	0	0	229833	0
(e) Insurance Companies		3	24046	0	0	24046	0.1159	24046	0.1159	0	0	0.1159	0	0.0000	0	0	0	24046	0
(f) Provident Funds/ Pension Funds		0	0	0	0	0	0.0000	0	0	0	0	0.0000	0	0.0000	0	0	0	0	0
<b>SUB TOTAL (B)(1)</b>		<b>8</b>	<b>253879</b>	<b>0</b>	<b>0</b>	<b>253879</b>	<b>1.2337</b>	<b>253879</b>	<b>1.2337</b>	<b>0</b>	<b>0</b>	<b>1.2337</b>	<b>0</b>	<b>0.0000</b>	<b>0</b>	<b>0</b>	<b>0</b>	<b>253879</b>	<b>0</b>
(g) Central / State government(s)		0	0	0	0	0	0.0000	0	0	0	0	0.0000	0	0.0000	0	0	0	0	0
(h) Central Government/ State government(s)		0	0	0	0	0	0.0000	0	0	0	0	0.0000	0	0.0000	0	0	0	0	0
<b>SUB TOTAL (B)(2)</b>		<b>0</b>	<b>0</b>	<b>0</b>	<b>0</b>	<b>0</b>	<b>0.0000</b>	<b>0</b>	<b>0</b>	<b>0</b>	<b>0</b>	<b>0.0000</b>	<b>0</b>	<b>0.0000</b>	<b>0</b>	<b>0</b>	<b>0</b>	<b>0</b>	<b>0</b>
<b>3 Non-institutions</b>																			
(a1) INDIVIDUALS - I. Individual shareholders holding nominal share capital up to Rs. 2 Lakhs.		13326	873409	0	0	873409	42.5349	873409	42.5349	0	0	42.5349	0	0.0000	0	0	0	873409	0
(a2) INDIVIDUALS - II. Individual shareholders holding nominal share capital in excess of Rs. 2 Lakhs.		39	1375838	0	0	1375838	6.6860	1375838	6.6860	0	0	6.6860	0	0.0000	0	0	0	1375838	0
(b) NRFCs registered with RBI		1	4300	0	0	4300	0.0209	4300	0.0209	0	0	0.0209	0	0.0000	0	0	0	4300	0
(c) Employee Trusts		0	0	0	0	0	0.0000	0	0.0000	0	0	0.0000	0	0.0000	0	0	0	0	0
(d) Overseas Depositories (holding DRs) (balancing figure)		0	0	0	0	0	0.0000	0	0.0000	0	0	0.0000	0	0.0000	0	0	0	0	0
(e) Any Others (BODIES CORPORATE)		588	1307725	0	0	1307725	6.3550	1307725	6.3550	0	0	6.3550	0	0.0000	0	0	0	1307725	0
(f) ANY OTHER (CLEARING MEMBER)		109	252389	0	0	252389	1.2264	252389	1.2264	0	0	1.2264	0	0.0000	0	0	0	252389	0
(g) ANY OTHER (NON RESIDENT INDIAN (NON REPAT))		172	221108	0	0	221108	1.0745	221108	1.0745	0	0	1.0745	0	0.0000	0	0	0	221108	0
(h) ANY OTHER (NON RESIDENT INDIAN (NRI))		40	443549	0	0	443549	2.1555	443549	2.1555	0	0	2.1555	0	0.0000	0	0	0	443549	0
(i) ANY OTHER (NON RESIDENT INDIAN (REPAT))		18	46489	0	0	46489	0.2259	46489	0.2259	0	0	0.2259	0	0.0000	0	0	0	46489	0
(j) ANY OTHER (RUSTI)		1	11	0	0	11	0.0001	11	0.0001	0	0	0.0001	0	0.0000	0	0	0	11	0
<b>SUB TOTAL (B)(3)</b>		<b>19373</b>	<b>12424798</b>	<b>0</b>	<b>0</b>	<b>12424798</b>	<b>60.3790</b>	<b>12424798</b>	<b>60.3790</b>	<b>0</b>	<b>0</b>	<b>60.3790</b>	<b>0</b>	<b>0.0000</b>	<b>0</b>	<b>0</b>	<b>0</b>	<b>12424798</b>	<b>0</b>
Total Public Shareholding (B) =		<b>19381</b>	<b>12678677</b>	<b>0</b>	<b>0</b>	<b>12678677</b>	<b>61.6128</b>	<b>12678677</b>	<b>61.6128</b>	<b>0</b>	<b>0</b>	<b>61.6128</b>	<b>0</b>	<b>0.0000</b>	<b>0</b>	<b>0</b>	<b>0</b>	<b>12678677</b>	<b>0</b>
(B)(1)+(B)(2)+(B)(3)																			

(1) PAN would not be displayed on website of Stock Exchange(s).  
 (2) The above format needs to be disclosed along with the name of following persons:  
 1. All shareholders holding more than 1% of total number of shares.  
 2. All shareholders holding more than 1% of total number of shares.



**Table IV - STATEMENT SHOWING SHAREHOLDING PATTERN OF THE NON PROMOTER - NON PUBLIC SHAREHOLDER**  
**FOR THE QUARTER ENDED JUNE 30, 2017**

Category & Name of the shareholders (i)	PAN (ii)	No. of Share holders (iii)	No. of fully paid up equity Share held (iv)	Partly paid-up equity Share held (v)	Nos. of shares underlying Depository Receipts (vi)	Total no. shares held (vii) = (iv)+(v)+(vi)	Shareholding % calculated as per SCRR, 1957 As a % of (A+B+C) (viii)	Number of Voting Rights held in each class of securities (ix)			Total as a % of (A+B+C) (x)	No. of Shares Underlying Outstanding convertible securities (including Warrants) (xi)	Total Shareholding, as a % assuming full conversion of convertible securities as a % of diluted share capital (xii) = (vii)+(xi)	Number of Locked in shares (xiii)		Number of Shares pledged or otherwise encumbered (xiv)		Number of equity shares held in dematerialized form (xv)
								Class Equity x	Class Others y	Total				(a) As a % of total shares held	(b)	(c) (Not applicable)	(d) As a % of total shares held (Not applicable)	
1 Custodian/DR Holder		0	0	0	0	0	0.0000	0	0	0	0.0000	0	0.0000	0	0.0000	NA	NA	0
2 Employee Benefit Trust (under SEBI (Share based Employee Benefit) Regulations, 2014)		0	0	0	0	0	0.0000	0	0	0	0.0000	0	0.0000	0	0.0000	NA	NA	0
Total Non Promoter- Non Public Shareholding (C)=(1)+(2)		0	0	0	0	0	0.0000	0	0	0	0.0000	0	0.0000	0	0.0000	NA	NA	0

Note (1) PAN would not be displayed on website of Stock Exchange(s).  
(2) The above format needs to disclose name of all holders holding more than 1% of total number of shares.  
(3) Where the information pertaining to Depository Receipts, the same may be disclosed in the respective columns to the extent information available.

