

Ref.: OSCL/SE/2017-18/011

Date: April 20, 2017

To,

Corporate Services Department BSE LIMITED P.J. Towers, 1 st Floor, Dalal Street, Mumbai – 400001. BSE Code: 533317	Corporate Services Department NATIONAL STOCK EXCHANGE OF INDIA LIMITED Exchange Plaza, Bandra Kurla Complex, Bandra (E), Mumbai – 400051. NSE Symbol: OMKARCHEM
--	--

Dear Sir/Madam,

Sub: Disclosure under Regulation 31 of SEBI (Listing Obligations and Disclosure Requirements) Regulations, 2015 – Shareholding Pattern for the Quarter ended on March 31, 2017.

We are enclosing herewith shareholding pattern for the quarter ended March 31, 2017, pursuant to Regulation 31(1)(b) of the SEBI (Listing Obligations and Disclosure Requirements) Regulations, 2015, as per the format prescribed in SEBI Circular No. – CIR/ CFD/ CMD/ 13/ 2015 dated November 30, 2015.

This is for your record and reference.

Thanking you,

Yours sincerely,

For **OMKAR SPECIALITY CHEMICALS LIMITED**



SUNNY PAGARE

COMPANY SECRETARY & COMPLIANCE OFFICER

M. No.: F8896

Encl: As above.



Annexure - I

FOR THE QUARTER ENDED MARCH 31, 2017

1. Name of Listed Entity:	OMKAR SPECIALITY CHEMICALS LIMITED
2. Scrip Code/Name of Scrip/Class of Security	BSE 533317 / NSE OMKARCHEM / EQUITY (ISIN - INE474L01016)
3. Share Holding Pattern Filed under: Reg-31(4)(e)/Reg. 31(1)(b)/Reg.31(4)(e)	
a. If under 31(1)(b) then indicate the report for Quarter ending	FOR THE QUARTER ENDED MARCH 31, 2017
b. If under 31(1)(c) then indicate date of allotment/extinguishment	
4. Declaration: The Listed entity is required to submit the following declaration to the extent of submission of information:-	

Sr. No.	Particulars	Yes*	No*
1	Whether the Listed Entity has issued any partly paid up shares?		No
2	Whether the Listed Entity has issued any Convertible Securities or Warrants?		No
3	Whether the Listed Entity has any shares against which depository receipts are issued?		No
4	Whether the Listed Entity has any shares in locked-in?	Yes	
5	Whether any shares held by promoters are pledged or otherwise encumbered?	Yes	
6	Whether the Listed Entity has issued any differential Voting Rights?		No

* If the Listed Entity selects the option 'No' for the questions above, the columns for the partly paid up shares, Outstanding Convertible Securities/Warrants, depository receipts, locked-in shares, No of shares pledged or otherwise encumbered by promoters, as applicable, shall not be displayed at the time of dissemination on the Stock Exchange website. Also wherever there is 'No' declared by Listed Entity in above table the values will be considered as 'Zero' by default on submission of the format of holding of specified securities.

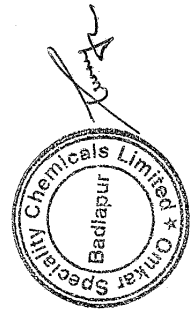


Table I - SUMMARY STATEMENT HOLDING OF SPECIFIED SECURITIES
FOR THE QUARTER ENDED MARCH 31, 2017

Category (i)	Category of shareholder (ii)	No. of Share holders (iii)	No. of fully paid up equity Share held (iv)	No. of Partly paid-up equity Share held (v)	No. of underlying Depository Receipts (vi)	Total nos. shares held (vii) = (iv)+(v)+(vi)	Shareholding as a % of total no. of shares (calculated as per SCRR, 1957) (viii) As a % of (A+B+C)	Number of Voting Rights held in each class of securities (ix)			No. of Shares Underlying convertible securities (including Warrants) (x)	Shareholding, as a % assuming full conversion of convertible securities as a % of diluted share capital (xi) = (vii)+(x) As a % of (A+B+C)	Number of Locked In shares (xii)		Number of Shares pledged or otherwise encumbered (xiii)		Number of equity shares held in dematerialized form (xiv)
								Class Equity X	Class Others Y	Total			No. (a)	As a % of total shares held (b)	No. (c)	As a % of total shares held (b)	
(A)	Promoter & Promoter Group*	4	8493927	0	0	8493927	41.0114	0	0	41.0114	950000	11.2568	210821	24.8932	8493927		
(B)	Public	17950	12138677	0	0	12138677	58.9886	0	0	58.9886	0	0.0000	0	NA	12138677		
(C)	Non Promoter-Non Public	0	0	0	0	0	0.0000	0	0	0.0000	0	0.0000	0	NA	0		
(C1)	Shares underlying DRS	0	0	0	0	0	0.0000	0	0	0.0000	0	0.0000	0	NA	0		
(C2)	Shares held by Employees Trusts	0	0	0	0	0	0.0000	0	0	0.0000	0	0.0000	0	NA	0		
	Total	17954	20578004	0	0	20578004	100.0000	0	0	100.0000	950000	4.6166	210821	10.209561	0		

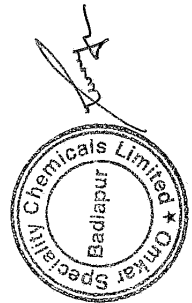


Table II - STATEMENT SHOWING SHAREHOLDING PATTERN OF THE PROMOTER AND PROMOTER GROUP FOR THE QUARTER ENDED MARCH 31, 2017

Category & Name of the shareholders (i)	PAN (ii)	No of Share holders (iii)	No of fully paid up equity Shares held (iv)	Partly paid-up equity Share held (v)	No of shares underlying Depository Receipts (vi)	Total nos. shares held (vii) = (iv)+(v)+(vi)	Shareholding % calculated as per SCRR,1957 As a % of (A+B+C2) (viii)	Number of Voting Rights held in each class of securities (ix)				No. of Shares Underlying Outstanding convertible securities (including Warrants) (x)	Shareholding as a % assuming full conversion of convertible securities as a % of diluted share capital (xi) = (viii)+(x) As a % of (A+B+C2)	Number of Locked in shares (xii)		Number of Shares pledged or otherwise encumbered (xiii)		Number of equity shares held in dematerialized form (xiv)	
								No of Voting Rights						Total	No. (a)	As a % of total shares held (b)	No. (a)		As a % of total shares (b)
								Class Equity	Class Others	x	y								
1. Indian																			
(a) Individuals/ Hindu Undivided Family																			
AAAPH2223H		1	2290821	0	0	2290821	11.1324	2290821	0	2290821	11.1324	190000	8.2340	2100821	91.7050	2290821	0	0.0000	
ACPH08023P		1	5251500	0	0	5251500	25.5200	5251500	0	5251500	25.5200	190000	3.6180	0	0.0000	5251500	0	0.0000	
AEPH1905G		1	517006	0	0	517006	2.5124	517006	0	517006	2.5124	190000	36.7501	0	0.0000	517006	0	0.0000	
Total		3	8059327	0	0	8059327	39.1648	8059327	0	8059327	39.1648	570000	7.0726	2100821	26.0670	8059327	0	0.0000	
(b) Central Government/ State Government(s)																			
Total		0	0	0	0	0	0.0000	0	0	0	0.0000	0	0.0000	0	0.0000	0	0.0000	0	
(c) Financial Institutions/ Banks																			
Total		0	0	0	0	0	0.0000	0	0	0	0.0000	0	0.0000	0	0.0000	0	0.0000	0	
(d) Any Others (Group Company)																			
SVANS BIOTECH INDIA PRIVATE LIMITED	AAHCS4028E	1	380000	0	0	380000	1.8466	380000	0	380000	1.8466	380000	100.0000	0	0.0000	380000	0	0.0000	
Total		1	380000	0	0	380000	1.8466	380000	0	380000	1.8466	380000	100.0000	0	0.0000	380000	0	0.0000	
Sub-Total (A)(1)		4	8439327	0	0	8439327	41.0114	8439327	0	8439327	41.0114	950000	11.2568	2100821	24.8932	8439327	0	0.0000	
2. Foreign																			
(a) Individuals (Non-Resident Individuals/ Foreign Individuals)																			
Total		0	0	0	0	0	0.0000	0	0	0	0.0000	0	0.0000	0	0.0000	0	0.0000	0	
(b) Government																			
Total		0	0	0	0	0	0.0000	0	0	0	0.0000	0	0.0000	0	0.0000	0	0.0000	0	
(c) Institutions																			
Total		0	0	0	0	0	0.0000	0	0	0	0.0000	0	0.0000	0	0.0000	0	0.0000	0	
(d) Foreign Portfolio Investor																			
Total		0	0	0	0	0	0.0000	0	0	0	0.0000	0	0.0000	0	0.0000	0	0.0000	0	
Total		0	0	0	0	0	0.0000	0	0	0	0.0000	0	0.0000	0	0.0000	0	0.0000	0	
Sub-Total (A)(2)		0	0	0	0	0	0.0000	0	0	0	0.0000	0	0.0000	0	0.0000	0	0.0000	0	
Total Shareholding of Promoter and Promoter Group (A) = (A)(1)+(A)(2)		4	8439327	0	0	8439327	41.0114	8439327	0	8439327	41.0114	950000	11.2568	2100821	24.8932	8439327	0	0.0000	

Details of Shares which remain unclaimed may be given here along with details such as number of shareholders, outstanding shares held in demat/unclaimed suspense account, voting rights which are frozen etc.

(1) PAN would not be displayed on website of Stock Exchange(s).

(2) The term 'Encumbrance' has the same meaning as assigned under regulation 28(3) of SEBI (Substantial Acquisition of Shares and Takeovers) Regulations, 2011.

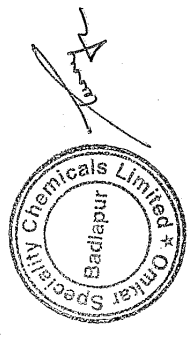


Table III - STATEMENT SHOWING SHAREHOLDING PATTERN OF THE PUBLIC SHAREHOLDER FOR THE QUARTER ENDED MARCH 31, 2017

Category & Name of the shareholders (i)	PAN (ii)	No. of Share holders (iii)	No. of fully paid up equity share held (iv)	Partly paid-up equity share held (v)	No. of shares underlying Depository Receipts (vi)	Total nos. shares held (vii) = (iv)+(v)+(vi)	Shareholding % calculated as SCRR, 1957 As a % of (A+B+C2) (viii)	Number of Voting Rights held in each class of securities (ix)			No. of Shares Underlying Outstanding convertible securities (including Warrants)	Total Shareholding as a % assuming full conversion of convertible securities as a percentage of diluted share capital (X) = (vii)+(xi) As a % of (A+B+C2)	Number of Locked in shares (xii)		Number of Shares pledged or otherwise encumbered (xiii)		Number of equity shares held in dematerialized form (xiv)	
								Class Equity	Class Others	Class Y			Total	No.	As a % of total shares held (b)	No. (Not applicable)		As a % of total shares held (b)
1 Institutions																		
(a) Mutual Funds		0	0	0	0	0	0.0000	0	0	0	0.0000	0	0.0000	0	0.0000	NA	0	
(b) Venture Capital Funds		0	0	0	0	0	0.0000	0	0	0	0.0000	0	0.0000	0	0.0000	NA	0	
(c) Alternate Investment Funds		0	0	0	0	0	0.0000	0	0	0	0.0000	0	0.0000	0	0.0000	NA	0	
(d) Foreign Institutional Investors		4	609364	0	0	609364	2.9612	609364	0	609364	2.9612	0	0.0000	0	0.0000	NA	0	
(e) Foreign Portfolio Investors		4	243484	0	0	243484	1.1852	243484	0	243484	1.1852	0	0.0000	0	0.0000	NA	0	
(f) SOFMAN (SACHS (SINGAPORE) PTE	AASC609ASIN	1	258543	0	0	258543	1.2564	258543	0	258543	1.2564	0	0.0000	0	0.0000	NA	283684	
(g) PREMIER INVESTMENT FUND LIMITED	AAKCP3867L	4	128144	0	0	128144	0.6227	128144	0	128144	0.6227	0	0.0000	0	0.0000	NA	295543	
(h) Financial Institutions/Banks		4	128144	0	0	128144	0.6227	128144	0	128144	0.6227	0	0.0000	0	0.0000	NA	128144	
(i) Insurance Companies		0	0	0	0	0	0.0000	0	0	0	0.0000	0	0.0000	0	0.0000	NA	0	
(j) Provident Funds/ Pension Funds		0	0	0	0	0	0.0000	0	0	0	0.0000	0	0.0000	0	0.0000	NA	0	
SUB TOTAL (B)(1)		8	737498	0	0	737498	3.5839	737498	0	737498	3.5839	0	0.0000	0	0.0000	NA	737498	
2 Central / State government(s)																		
(a) Central Government/ State government(s)		0	0	0	0	0	0.0000	0	0	0	0.0000	0	0.0000	0	0.0000	NA	0	
SUB TOTAL (B)(2)		0	0	0	0	0	0.0000	0	0	0	0.0000	0	0.0000	0	0.0000	NA	0	
3 Non-institutions																		
(a-1) INDIVIDUALS - I. Individual shareholders holding nominal share capital up to Rs. 2 Lakhs.		17023	7830971	0	0	7830971	38.0551	7830971	0	7830971	38.0551	0	0.0000	0	0.0000	NA	7830956	
(a-2) INDIVIDUALS - II. Individual shareholders holding nominal share capital in excess of Rs. 2 Lakhs.		33	1130439	0	0	1130439	5.4934	1130439	0	1130439	5.4934	0	0.0000	0	0.0000	NA	1130439	
(b) NBFCS registered with RBI		4	13530	0	0	13530	0.0657	13530	0	13530	0.0657	0	0.0000	0	0.0000	NA	13530	
(c) Employee Trusts		0	0	0	0	0	0.0000	0	0	0	0.0000	0	0.0000	0	0.0000	NA	0	
(d) Overseas Depositories (holding DRS) (balancing figure)		399	1593916	0	0	1593916	7.7457	1593916	0	1593916	7.7457	0	0.0000	0	0.0000	NA	1593916	
(e) Any Others (BODIES CORPORATE)		104	275902	0	0	275902	1.3408	275902	0	275902	1.3408	0	0.0000	0	0.0000	NA	275902	
(f) Any Others (CLEARING MEMBER)		86	142894	0	0	142894	0.6944	142894	0	142894	0.6944	0	0.0000	0	0.0000	NA	142894	
(g) Any Other (NON-RESIDENT INDIANS (NRI) (REPAT))		280	398074	0	0	398074	1.9345	398074	0	398074	1.9345	0	0.0000	0	0.0000	NA	398074	
(h) Any Other (NON-RESIDENT INDIANS (NRI))		12	15442	0	0	15442	0.0750	15442	0	15442	0.0750	0	0.0000	0	0.0000	NA	15442	
(i) Any Other (TRUSTS)		1	11	0	0	11	0.0001	11	0	11	0.0001	0	0.0000	0	0.0000	NA	11	
SUB TOTAL (B)(3)		17942	11401179	0	0	11401179	55.4047	11401179	0	11401179	55.4047	0	0.0000	0	0.0000	NA	11401164	
Total Public Shareholding (B) = (B)(1)+(B)(2)+(B)(3)		17950	12138677	0	0	12138677	58.9886	12138677	0	12138677	58.9886	0	0.0000	0	0.0000	NA	12138662	

Details of the shareholders acting as persons in Concert including their Shareholding (No. and %):

Note: (1) PAN would not be displayed on website of Stock Exchange.

(2) The above format needs to be disclosed along with the name of following persons: Institutions/Non-Institutions holding more than 1% of total number of shares.

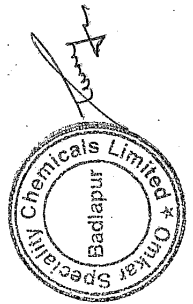


Table IV - STATEMENT SHOWING SHAREHOLDING PATTERN OF THE NON PROMOTER - NON PUBLIC SHAREHOLDER FOR THE QUARTER ENDED MARCH 31, 2017

Category & Name of the shareholders (i)	PAN (ii)	No. of Share holders (iii)	No. of fully paid up equity Share held (iv)	Partly paid-up equity Share held (v)	No. of shares underlying Depository Receipts (vi)	Total no. shares held (vii) = (iv)+(v)+(vi)	Shareholding % calculated as per SCRR, 1957 As a % of (A+B+C2) (viii)	Number of Voting Rights held in each class of securities (ix)				No. of Shares Underlying Outstanding convertible securities (including Warrants) (x)	Total Shareholding, as a % assuming full conversion of convertible securities as a % of diluted share capital (xi) = (vii) + (x) As a % of (A+B+C2)	Number of Locked in shares (xii)		Number of Shares pledged or otherwise encumbered (xiii)		Number of equity shares held in dematerialized form (xiv)
								No of Voting Rights						As a % of total shares held (b)	No. (Not applicable) (c)	As a % of total shares held (Not applicable)		
								Class Equity	Class Others	x	y							
1 Custodian/DR Holder		0	0	0	0	0	0.0000	0	0	0	0	0.0000	0	0	0	0	0	0
2 Employee Benefit Trust (under SEBI (Share based Employee Benefit) Regulations, 2014)		0	0	0	0	0	0.0000	0	0	0	0	0.0000	0	0	0	0	0	0
Total Non Promoter- Non Public Shareholding (C)=(1)+(2)		0	0	0	0	0	0.0000	0	0	0	0	0.0000	0	0	0	0	0	0

Note:
 (1) PAN would not be displayed on website of Stock Exchange(s).
 (2) The above format needs to disclose name of all holders holding more than 1% of total number of shares.
 (3) Where the information pertains to Depository Receipts, the same may be disclosed in the respective columns to the extent information available.

