

Ref.: OSCL/SE/2017-18/083

Date: October 11, 2017

To,

Corporate Services Department BSE LIMITED P.J. Towers, 1 st Floor, Dalal Street, Mumbai – 400001. BSE Code: 533317	Corporate Services Department NATIONAL STOCK EXCHANGE OF INDIA LIMITED Exchange Plaza, Bandra-Kurla Complex, Bandra (E), Mumbai – 400051. NSE Symbol: OMKARCHEM
--	--

Dear Sir/Madam,

Sub: Disclosure under Regulation 31 of SEBI (Listing Obligations and Disclosure Requirements) Regulations, 2015 – Shareholding Pattern for the Quarter ended on September 30, 2017.


We are enclosing herewith shareholding pattern for the quarter ended September 30, 2017, pursuant to Regulation 31(1)(b) of the SEBI (Listing Obligations and Disclosure Requirements) Regulations, 2015, as per the format prescribed in SEBI Circular No. – CIR/CFD/ CMD/ 13/ 2015 dated November 30, 2015.

This is for your record and reference.

Thanking you,

Yours sincerely,


For **OMKAR SPECIALITY CHEMICALS LIMITED**



SUNNY PAGARE
COMPANY SECRETARY & COMPLIANCE OFFICER

M. No.: F8896

Encl: As above.



Annexure - I

FOR THE QUARTER ENDED SEPTEMBER 30, 2017

1. Name of Listed Entity: **OMKAR SPECIALITY CHEMICALS LIMITED**

2. Scrip Code/Name of Scrip/Class of Security: **BSE 533317 / NSE OMKARCHEM / EQUITY (ISIN - INE474L01016)**

3. Share Holding Pattern Filed under: **Reg-31(1)(a)/Reg. 31(1)(b)/Reg.31(1)(c)**


a. If under 31(1)(b) then indicate the report for Quarter ending **FOR THE QUARTER ENDED SEPTEMBER 30, 2017**

b. If under 31(1)(c) then indicate date of allotment/extinguishment

4. Declaration: The Listed entity is required to submit the following declaration to the extent of submission of information:-

Sr. No.	Particulars	Yes*	No*
1	Whether the Listed Entity has issued any partly paid up shares?		No
2	Whether the Listed Entity has issued any Convertible Securities or Warrants?		No
3	Whether the Listed Entity has any shares against which depository receipts are issued?		No
4	Whether the Listed Entity has any shares in locked-in?		No
5	Whether any shares held by promoters are pledged or otherwise encumbered?	Yes	
6	Whether the Listed Entity has issued any differential Voting Rights?		No

* If the Listed Entity selects the option 'No' for the questions above, the columns for the partly paid up shares, Outstanding Convertible Securities/Warrants, depository receipts, locked-in shares, No of shares pledged or otherwise encumbered by promoters, as applicable, shall not be displayed at the time of dissemination on the Stock Exchange website. Also wherever there is 'No' declared by Listed Entity in above table the values will be considered as 'Zero' by default on submission of the format of holding of specified securities.




[Handwritten signature]

Table I - SUMMARY STATEMENT HOLDING OF SPECIFIED SECURITIES
FOR THE QUARTER ENDED SEPTEMBER 30, 2017

Category (i)	Category of shareholder (ii)	No. of Share holders (iii)	No. of fully paid up equity share held (iv)	No. of Partly paid up equity share held (v)	No. of shares underlying depository Receipts (vi)	Total nos. shares held (vii) (viii)+(ix)+(x)	Shareholding as a % of total no. of shares per SCRR, 1957 (viii) As a % of (A+B+C2)	Number of Voting Rights held in each class of securities (ix)			No. of Shares Underlying convertible securities (including Warrants) (x)	Shareholding, as a % assuming full conversion of convertible securities (as a % of diluted share capital) (xi)=(vii)+(x) As a % of (A+B+C2)	Number of Locked in shares (xii)	Number of Shares pledged or otherwise encumbered (xiii)		Number of equity shares held in dematerialised form (xiv)		
								Class Equity x	Class Others y	Total				No. (a)	As a % of total shares held (b)		No. (c)	As a % of total shares held (d)
(A)	Promoter & Promoter Group*	4	5951283	0	0	5951283	28.9206	5951283	0	5951283	0	0.0000	1970821	33.1159	5951283			
(B)	Public	21180	14628721	0	0	14628721	71.0794	14628721	0	14628721	0	0.0000	NA	NA	14628721			
(C)	Non Promoter-Non Public	0	0	0	0	0	0.0000	0	0	0	0	0.0000	NA	NA	0			
(C1)	Shares underlying DRs	0	0	0	0	0	0.0000	0	0	0	0	0.0000	NA	NA	0			
(C2)	Shares held by Embayors Titans	0	0	0	0	0	0.0000	0	0	0	0	0.0000	NA	NA	0			
	Total	21184	20578004	0	0	20578004	100.0000	20578004	0	20578004	0	0.0000	1970821	9.5773186	20578004			

*In the beneficial position received from the depositories as on date, 3,50,000 shares are not reflected in the name of Mr. Omkar P. Heriekar, Promoter of the Company as they are under encumbrance.



[Handwritten signature]

Table II - STATEMENT SHOWING SHAREHOLDING PATTERN OF THE PROMOTER AND PROMOTER GROUP FOR THE QUARTER ENDED SEPTEMBER 30, 2017

Category & Name of the shareholders (i)	PAN (ii)	No of Share holders (iii)	No of fully paid up equity Shares held (iv)	Partly paid-up equity Share held (v)	No. of Shares underlying Depository Receipts (vi)	Total nos. shares held (vii) = (iv)+(v)+(vi)	Shareholding % calculated as per SCRR, 1957 As a % of (A+B+C2) (viii)	Number of Voting Rights held in each class of securities (ix)			No. of Shares Underlying Outstanding convertible securities (including Warrants) (x)	Shareholding as a % assuming full conversion of convertible securities as a % of diluted share capital (XI) = (VII)+(X) As a % of (A+B+C2)	Number of Locked in shares (xii)		Number of Shares pledged or encumbered otherwise (xiii)		Number of equity shares held in dematerialized form (xiv)
								No. of Voting Rights as a % of (A+B+C)					No. (a)	As a % of total shares held (b)	No. (c)	As a % of total shares held (b)	
								Class Equity	Class Others	Total							
1. Indian																	
(a) Individuals/ Hindu Undivided Family																	
PRAVIN SHIVDAS HERLEKAR	AAAPR2923H	1	2100821	0	0	2100821	10.2091	2100821	10.2091	0	10.2091	0	0.0000	1970821	83.8119	2100821	
ODHAR PRAVIN HERLEKAR	ACCPH082P	1	2953456	0	0	2953456	14.3525	2953456	14.3525	0	14.3525	0	0.0000	0	0.0000	2953456	
RISHIRESH PRAVIN HERLEKAR	AEFPH190S5	3	517006	0	0	517006	2.5124	517006	2.5124	0	2.5124	0	0.0000	0	0.0000	517006	
Total		3	5571283	0	0	5571283	27.0740	5571283	27.0740	0	27.0740	0	0.0000	1970821	85.8746	5571283	
(b) Central Government/ State Government(s)																	
Total		0	0	0	0	0	0.0000	0	0.0000	0	0.0000	0	0.0000	0	0.0000	0	
(c) Financial Institutions/ Banks																	
Total		0	0	0	0	0	0.0000	0	0.0000	0	0.0000	0	0.0000	0	0.0000	0	
(d) Any Others (Group Company)																	
SVANS BIOTECH INDIA PRIVATE LIMITED	AAHCS4028E	1	380000	0	0	380000	1.8466	380000	1.8466	0	1.8466	0	0.0000	0	0.0000	380000	
Total		1	380000	0	0	380000	1.8466	380000	1.8466	0	1.8466	0	0.0000	0	0.0000	380000	
Sub-Total (A)(1)		4	5951283	0	0	5951283	28.9206	5951283	28.9206	0	28.9206	0	0.0000	1970821	85.1139	5951283	
2. Foreign																	
(a) Individuals (Non-Resident Individuals/ Foreign Individuals)																	
Total		0	0	0	0	0	0.0000	0	0.0000	0	0.0000	0	0.0000	0	0.0000	0	
(b) Government																	
Total		0	0	0	0	0	0.0000	0	0.0000	0	0.0000	0	0.0000	0	0.0000	0	
(c) Institutions																	
Total		0	0	0	0	0	0.0000	0	0.0000	0	0.0000	0	0.0000	0	0.0000	0	
(d) Foreign Portfolio Investor																	
Total		0	0	0	0	0	0.0000	0	0.0000	0	0.0000	0	0.0000	0	0.0000	0	
Total		0	0	0	0	0	0.0000	0	0.0000	0	0.0000	0	0.0000	0	0.0000	0	
Sub-Total (A)(2)		0	0	0	0	0	0.0000	0	0.0000	0	0.0000	0	0.0000	0	0.0000	0	
Total Shareholding of Promoter and Promoter Group (A) = (A)(1)+(A)(2)		4	5951283	0	0	5951283	28.9206	5951283	28.9206	0	28.9206	0	0.0000	1970821	93.1159	5951283	

Details of Shares which remain unclaimed may be given here along with details such as number of shareholders, outstanding suspense account, voting rights which are frozen etc.

Note:

(1) PAN would not be displayed on website of Stock Exchange(s).

(2) The term "Encumbrance" has the same meaning as assigned under regulation 28(3) of SEBI (Substantial Acquisition of Shares and Takeovers) Regulations, 2011.

(3) * in the beneficial position received from the depositories as on date, 3,50,000 shares are not reflected in the name of Mr. Omidkar P. Herlekar, Promoter of the Company as they are under encumbrances.




Table III - STATEMENT SHOWING SHAREHOLDING PATTERN OF THE PUBLIC SHAREHOLDER FOR THE QUARTER ENDED SEPTEMBER 30, 2017

Category & Name of the shareholders (i)	PAN (ii)	No. of Share holders (iii)	No. of fully paid up equity share held (iv)	Partly paid-up equity share held (v)	Nos of shares underlying Depository Receipts (vi)	Total nos. shares held (vii) = (iv)+(v)+(vi)	Shareholding % calculated as per SCRR, 1957 As a % of (A+B+C) (viii)	Number of Voting Rights held in each class of securities (ix)			No. of Shares Underlying Outstanding convertible securities (including Warrants) (x)	Total Shareholding as a % assuming full conversion of convertible securities (as a percentage of diluted share capital) (xi) = (vii)+(x) As a % of (A+B+C2)	Number of Locked in shares (xii)	Number of Shares pledged or otherwise encumbered (xiii)		Number of equity shares held in dematerialized form (xiv)		
								No of Voting Rights						No. (a)	As a % of total shares held (b)		No. (c)	As a % of total shares held (d)
								Class Equity X	Class Others Y	Total Z								
1 Institutions																		
(a) Mutual Funds		0	0	0	0	0	0.0000	0	0	0	0.0000	0	0	0	0	0		
(b) Venture Capital Funds		0	0	0	0	0	0.0000	0	0	0	0.0000	0	0	0	0	0		
(c) Alternative Investment Funds		0	0	0	0	0	0.0000	0	0	0	0.0000	0	0	0	0	0		
(d) Foreign Venture Capital Investors		0	0	0	0	0	0.0000	0	0	0	0.0000	0	0	0	0	0		
(e) Foreign Portfolio Investors		3	125236	0	0	125236	0.6086	125236	0	125236	0.6086	0	0	0	0	125236		
(f) Financial Institutions/ Banks		4	44742	0	0	44742	0.2174	44742	0	44742	0.2174	0	0	0	0	44742		
(g) Insurance Companies		0	0	0	0	0	0.0000	0	0	0	0.0000	0	0	0	0	0		
(h) Provident Funds/ Pension Funds		0	0	0	0	0	0.0000	0	0	0	0.0000	0	0	0	0	0		
SUB TOTAL (B)(1)		7	169978	0	0	169978	0.8260	169978	0	169978	0.8260	0	0	0	0	169978		
2 Central / State government(s)																		
(a) Central Government/ State Government(s)		0	0	0	0	0	0.0000	0	0	0	0.0000	0	0	0	0	0		
SUB TOTAL (B)(2)		0	0	0	0	0	0.0000	0	0	0	0.0000	0	0	0	0	0		
3 Non-institutions																		
(a.1) INDIVIDUALS - Individual shareholders holding nominal share capital up to Rs. 2 Lakhs.		20033	9636106	0	0	9636106	46.8272	9636106	0	9636106	46.8272	0	0	0	0	9636106		
(a.2) INDIVIDUALS - Individual shareholders holding nominal share capital up to Rs. 2 Lakhs.		39	1604251	0	0	1604251	7.7960	1604251	0	1604251	7.7960	0	0	0	0	1604251		
(b) NBFCs registered with RBI		2	6300	0	0	6300	0.0305	6300	0	6300	0.0305	0	0	0	0	6300		
(c) Employee Trusts		0	0	0	0	0	0.0000	0	0	0	0.0000	0	0	0	0	0		
(d) Overseas Depositories (holding DRs) (including figure)		0	0	0	0	0	0.0000	0	0	0	0.0000	0	0	0	0	0		
(e) Jany Other (NON RESIDENT INDIANS (NRIs))		363	1892409	0	0	1892409	9.1962	1892409	0	1892409	9.1962	0	0	0	0	1892409		
(f) Jany Other (RESIDENT INDIANS (RIs))		363	247253	0	0	247253	1.2040	247253	0	247253	1.2040	0	0	0	0	247253		
(g) Jany Other (NON RESIDENT INDIANS (NRIs))		145	290023	0	0	290023	1.4094	290023	0	290023	1.4094	0	0	0	0	290023		
(h) Jany Other (NON RESIDENT INDIANS (NRIs))		135	511329	0	0	511329	2.4848	511329	0	511329	2.4848	0	0	0	0	511329		
(i) Jany Other (NON RESIDENT INDIANS (NRIs))		1	227968	0	0	227968	1.1078	227968	0	227968	1.1078	0	0	0	0	227968		
(j) Jany Other (NON RESIDENT INDIANS (NRIs))		415	477838	0	0	477838	2.3221	477838	0	477838	2.3221	0	0	0	0	477838		
(k) Jany Other (NON RESIDENT INDIANS (NRIs))		20	38482	0	0	38482	0.1870	38482	0	38482	0.1870	0	0	0	0	38482		
(l) Jany Other (NON RESIDENT INDIANS (NRIs))		1	11	0	0	11	0.0001	11	0	11	0.0001	0	0	0	0	11		
SUB TOTAL (B)(3)		21173	1485743	0	0	1485743	70.2534	1485743	0	1485743	70.2534	0	0	0	0	1485743		
SUB TOTAL (B)(3+4)		21180	14628721	0	0	14628721	71.0794	14628721	0	14628721	71.0794	0	0	0	0	14628721		

Details of the shareholders acting as persons in Concert including their Shareholding (No. and %):
 Details of Shares which remain unclaimed may be given here along with details such as number of shareholders, outstanding shares held in demat/ unclaimed suspense account, voting rights which are frozen etc.
 Note:
 (1) PAN would not be displayed on website of Stock Exchanges.
 (2) The above format needs to be disclosed along with the name of following persons:
 Institutions/Non-Institutions holding more than 1% of total number of shares.




Table IV - STATEMENT SHOWING SHAREHOLDING PATTERN OF THE NON-PROMOTER - NON PUBLIC SHAREHOLDER FOR THE QUARTER ENDED SEPTEMBER 30, 2017

Category & Name of the shareholders (i)	PAN (ii)	No. of Share holders (iii)	No. of fully paid up equity Share held (iv)	Partly paid-up equity Share held (v)	Nos of shares underlying Depository Receipts (vi)	Total no. shares held (vii)=(iv)+(v)+(vi)	Shareholding % calculated as per SCRR, 1957 As a % of (A+B+C2) (viii)	Number of Voting Rights held in each class of securities (ix)			No. of Shares Underlying Outstanding convertible securities (including Warrants) (X)	Total Shareholding as a % assuming full conversion of convertible securities as a % of diluted share capital (XI)=(VII)+(X) As a % of (A+B+C2)	Number of Locked In shares (XII)		Number of Shares pledged or otherwise encumbered (XIII)	Number of equity shares held in dematerialized form (XIV)		
								No of Voting Rights					No. As a % of total shares held (b)	No. (Not applicable) (c)			No. As a % of total shares held (a)	No. (Not applicable) (d)
								Class Equity	Class Others	Total								
1. Custodian/DIP Holder		0	0	0	0	0	0.0000	0	0	0	0.0000	0	0.0000	0	0	0		
2. Employee Benefit Trust (under SEBI (Share based Employee Benefit) Regulations, 2014)		0	0	0	0	0	0.0000	0	0	0	0.0000	0	0.0000	0	0	0		
Total Non Promoter-Non Public Shareholding (C)=(I)+(C2)		0	0	0	0	0	0.0000	0	0	0	0.0000	0	0.0000	0	0	0		

Note

(1) PAN would not be displayed on website of Stock Exchange(s).

(2) The above format needs to disclose name of all holders holding more than 1% of total number of shares.

(3) W.r.t. the information pertaining to Depository Receipts, the same may be disclosed in the respective columns to the extent information available.



[Handwritten signature]