



OMKAR
Always the leaders

OMKAR SPECIALITY CHEMICALS LIMITED

Regd. & Corporate Office : Unit - III, B-34, M.I.D.C., Badlapur (East), Thane - 421 503, Maharashtra, India
Tel. : +91 (0251) 2697340, 2690651, Fax : +91 (0251) 2697347, 2691572

Email : info@omkarchemicals.com Web. : www.omkarchemicals.com

CIN : L24110MH2005PLC151589

Date: 18th January, 2016

To,

Corporate Services Department BSE LIMITED P.J. Towers, 1 st Floor, Dalal Street, Mumbai – 400001. BSE Code: 533317	Corporate Services Department NATIONAL STOCK EXCHANGE OF INDIA LIMITED Exchange Plaza, Bandra Kurla Complex, Bandra (E), Mumbai – 400051. NSE Symbol: OMKARCHEM
--	--

Dear Sir/Madam,

SUB: HOLDING OF SPECIFIED SECURITIES AND SHAREHOLDING PATTERN

We are enclosing herewith, statement showing holding of securities and shareholding pattern for the Quarter ended December 31, 2015, pursuant to Regulation 31(1)(b) of SEBI (Listing Obligations and Disclosure Requirements) Regulations, 2015, as per the format prescribed in SEBI Circular No. – CIR/CFD/CMD/13/2015 dated November 30, 2015.

Please accept the same and acknowledge the receipt.

Thanking you,

Yours truly,
For **OMKAR SPECIALITY CHEMICALS LIMITED**

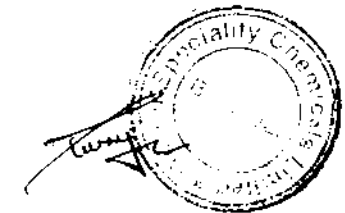

SUNNY PAGARE
COMPANY SECRETARY & COMPLIANCE OFFICER
M. NO.: A27431



Holding of Specified Securities

Annexure - I

1. Name of Listed Entity:	OMKAR SPECIALITY CHEMICALS LTD		
2. Scrip Code/Name of Scrip/Class of Security	BSE 533317 / NSE OMKARCHEM / EQUITY (ISIN - INE474L01016)		
3. Share Holding Pattern Filed under: Reg. 31(1)(b)			
a. If under 31(1)(b) then indicate the report for Quarter ending	December 31, 2015		
b. If under 31(1)(c) then indicate date of allotment/extinguishment			
4. Declaration: The Listed entity is required to submit the following declaration to the extent of submission of information:-			
	Particulars	Yes*	No*
1	Whether the Listed Entity has issued any partly paid up shares?		No
2	Whether the Listed Entity has issued any Convertible Securities or Warrants?		No
3	Whether the Listed Entity has any shares against which depository receipts are issued?		No
4	Whether the Listed Entity has any shares in locked-in?	Yes	
5	Whether any shares held by promoters are pledge or otherwise encumbered?	Yes	
<p>* If the Listed Entity selects the option 'No' for the questions above, the columns for the partly paid up shares, Outstanding Convertible Securities/Warrants, depository receipts, locked-in shares, No of shares pledged or otherwise encumbered by promoters, as applicable, shall not be displayed at the time of dissemination on the Stock Exchange website. Also wherever there is 'No' declared by Listed Entity in above table the values will be considered as 'Zero' by default on submission of the format of holding of specified securities.</p>			



**Table I - SUMMARY STATEMENT HOLDING OF SPECIFIED SECURITIES
FOR THE QUARTER ENDED 31ST DECEMBER, 2015**

Category (i)	Category of shareholder (ii)	No.s of Share holders (iii)	Nos. of fully paid up equity Share held (iv)	No. of Partly paid-up equity Share held (v)	No. of shares underlying Depository Receipts (vi)	Total nos. shares held (vii)= (iv)+(v)+(vi)	Shareholding as a % of total no. of shares (calculated as per SCRR,1957) (viii) As a % of (A+B+C2)	Number of Voting Rights held in each class of securities (ix)			No. of Shares Underlying Outstanding convertible securities (including Warrants) (x)	Shareholding, as a % assuming full conversion of convertible securities(as a % of diluted share capital) (xi)=(vii)+(x) As a % of	Number of Locked in shares (xii)		Number of Shares pledged or otherwise encumbered (xiii)		Number of equity shares held in dematerialized form (xiv)	
								No of Voting Rights					Total as a % of (A+B+C)	No. (a)	As a % of total shares held (b)	No. (a)		As a % of total shares held (b)
								Class Equity	Class Others	Total								
(A)	Promoter & Promoter Group	6	13534547	0	0	13534547	65.7719	13534547	0	13534547	65.7719	0	65.7719	950000	4.6166	7880464	58.22480797	13534547
(B)	Public shareholding	8130	7043457	0	0	7043457	34.2281	7043457	0	7043457	34.2281	0	34.2281	0	0.0000	NA	NA	7043442
(C)	Non Promoter-Non Public	0	0	0	0	0	0	0	0	0	0.0000	0	0.0000	0	0.0000	NA	NA	0
(C1)	Shares underlying DRs	0	0	0	0	0	NA	0	0	0	0.0000	0	0.0000	0	0.0000	NA	NA	0
(C2)	Shares held by Employee/Trust	0	0	0	0	0	0	0	0	0	0.0000	0	0.0000	0	0.0000	NA	NA	0
	TOTAL	8136	20578004	0	0	20578004	100.0000	20578004	0	20578004	100.0000	0	100.0000	950000	4.6166	7880464	58.22481	20577989





Table II - STATEMENT SHOWING SHAREHOLDING PATTERN OF THE PROMOTER AND PROMOTER GROUP

FOR THE QUARTER ENDED 31ST DECEMBER, 2015																		
Category & Name of the shareholders (I)	PAN (II)	No. of Share holders (III)	No. of fully paid up equity Shares held (IV)	Partly paid-up equity Shares held (V)	Nos. of shares underlying Depository Receipts (VI)	Total nos. shares held (VII)= (IV)+(V)+(VI)	Shareholding % calculated as per SCRR,1957 (VIII) As a % of (A+B+C2)	Number of Voting Rights held in each class of securities (IX)			No. of Shares Underlying convertible securities (including Warrants) (X)	Shareholding, as a % assuming full conversion of convertible securities(as a % of diluted share capital) (XI)=(VII)+(X)	Number of Locked in shares (XII)		Number of Shares pledged or otherwise encumbered (XIII)		Number of equity shares held in dematerialized form (XIV)	
								No of Voting Rights		Total as a % of (A+B+C)			No. (a)	As a % of total shares held (b)	No. (a)	As a % of total shares held (b)		
								Class Equity	Class Others									Total
1. INDIAN																		
(a) Individuals/Hindu undivided Family																		
ANILJI PRAVIN HERLEKAR	ABDPH4639H		1208240	0	0	1208240	5.8715	1208240	0	1208240	5.8715	0	5.8715	0	0.0000	0	0.0000	1208240
OMIKAR PRAVIN HERLEKAR	ACCPH0802P		884483	0	0	884483	4.2982	884483	0	884483	4.2982	0	4.2982	190000	0.9233	0	0.0000	884483
PRAVIN SHIVDAS HERLEKAR	AAAPH2923H		10272874	0	0	10272874	49.9216	10272874	0	10272874	49.9216	0	49.9216	190000	0.9233	7880464	76.7114	10272874
RISHIKESH PRAVIN HERLEKAR	AEHPH1905G		766510	0	0	766510	3.7249	766510	0	766510	3.7249	0	3.7249	190000	0.9233	0	0.0000	766510
SHIVDAS RAMRAO HERLEKAR	AAAPH5634F		22440	0	0	22440	0.1090	22440	0	22440	0.1090	0	0.1090	0	0.0000	0	0.0000	22440
CAT - TOTAL		5	13154547	0	0	13154547	63.9259	13154547	0	13154547	63.9259	0	63.9259	570000	2.7899	7880464	59.9068	13154547
(b) Central Government/ State Government(s)																		
CAT - TOTAL		0	0	0	0	0	0.0000	0	0	0	0.0000	0	0.0000	0	0.0000	0	0.0000	0
(c) Financial Institutions/ Banks																		
CAT - TOTAL		0	0	0	0	0	0.0000	0	0	0	0.0000	0	0.0000	0	0.0000	0	0.0000	0
(d) Any Others (BODIES CORPORATE)																		
CAT - TOTAL		0	0	0	0	0	0.0000	0	0	0	0.0000	0	0.0000	0	0.0000	0	0.0000	0
(d) Any Others (DIRECTORS RELATIVES)																		
CAT - TOTAL		0	0	0	0	0	0.0000	0	0	0	0.0000	0	0.0000	0	0.0000	0	0.0000	0
(d) Any Others (GROUP COMPANIES)																		
SVAKS BIOTECH INDIA PRIVATE LIMITED	AAHCS4028F	1	380000	0	0	380000	1.8466	380000	0	380000	1.8466	0	1.8466	380000	1.8466	0	0.0000	380000
CAT - TOTAL		1	380000	0	0	380000	1.8466	380000	0	380000	1.8466	0	1.8466	380000	1.8466	0	0.0000	380000
(d) Any Others (TRUSTS)																		
CAT - TOTAL		0	0	0	0	0	0.0000	0	0	0	0.0000	0	0.0000	0	0.0000	0	0.0000	0
SUB-TOTAL (A) (1)		6	13534547	0	0	13534547	65.7719	13534547	0	13534547	65.7719	0	65.7719	950000	4.6166	7880464	59.9068	13534547



B 2. FOREIGN																		
(a)	Individuals (Non-Resident Individuals/ Foreign Individuals)																	
	CAT - TOTAL	0	0	0	0	0	0.0000	0	0	0	0.0000	0	0.0000	0	0.0000	0	0.0000	0
(b)	Government																	
	CAT - TOTAL	0	0	0	0	0	0.0000	0	0	0	0.0000	0	0.0000	0	0.0000	0	0.0000	0
(c)	Institutions																	
	CAT - TOTAL	0	0	0	0	0	0.0000	0	0	0	0.0000	0	0.0000	0	0.0000	0	0.0000	0
(d)	Foreign Portfolio Investor																	
	CAT - TOTAL	0	0	0	0	0	0.0000	0	0	0	0.0000	0	0.0000	0	0.0000	0	0.0000	0
(e)	Any Other (specify)																	
	CAT - TOTAL	0	0	0	0	0	0.0000	0	0	0	0.0000	0	0.0000	0	0.0000	0	0.0000	0
(e)	Any Others (BODIES CORPORATE)																	
	CAT - TOTAL	0	0	0	0	0	0.0000	0	0	0	0.0000	0	0.0000	0	0.0000	0	0.0000	0
(e)	Any Others (QUALIFIED FOREIGN INVESTOR)																	
	CAT - TOTAL	0	0	0	0	0	0.0000	0	0	0	0.0000	0	0.0000	0	0.0000	0	0.0000	0
	SUB TOTAL (A) (2)	0	0	0	0	0	0.0000	0	0	0	0.0000	0	0.0000	0	0.0000	0	0.0000	0
	TOTAL	6	13534547	0	0	13534547	65.7719	13534547	0	13534547	65.7719	0	65.7719	950000	4.6166	7880464	59.9068	13534547
	SHAREHOLDING OF PROMOTER AND PROMOTER GROUP																	
	(A) = (A) (1) + (A) (2)																	

Notes:

In the beneficial position received from the depositories as on date, 2,76,000 shares are not reflected in the name of Mr. Pravin S. Herlekar, Chairman & Managing Director of the Company as they are under encumbrance. Shareholding of the Promoters and promoter group has been consolidated based on their PAN.


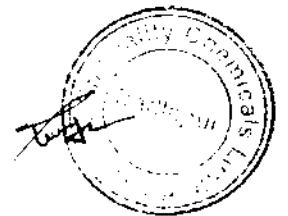




Table 1H - STATEMENT SHOWING SHAREHOLDING PATTERN OF THE PUBLIC SHAREHOLDER FOR THE QUARTER ENDED 31ST DECEMBER, 2015																			
Category & Name of the shareholders (I)	PAN (II)	No. of Share holders (III)	No. of fully paid up equity Share held (IV)	No. of Partly paid-up equity Share held (V)	No. of shares underlying Depository Receipts (VI)	Total nos. shares held (VII)=(IV)+(V)+(VI)	Sharehold- ing % calculated as per SCRR,1957 (VIII) As a % of (A+B+C2)	Number of Voting Rights held in each class of securities (IX)			No. of Shares Underlying Outstanding convertible securities (including Warrants) (X)	Sharehold- ing as a % assuming full conversion of convertible securities (as a % of diluted)	Number of Locked in shares (XII)		Number of Shares pledged or otherwise encumbered (XIII)		Number of equity shares held in dematerialized form (XIV)		
								No of Voting Rights		Total as a % of (A+B+C)			No. (a)	As a % of total shares held (b)	No. (a)	As a % of total shares held (b)			
								Class Equity	Class Others									Total	
1. INSTITUTIONS																			
(a)	Mutual Funds		6	1053726	0	0	1053726	5.1206	1053726	0	1053726	5.1206	0	0.0000	NA	NA	1053726		
	BIRLA SUN LIFE TRUSTEE COMPANY PRIVATE LIMITED A/C BIRLA SUN LIFE PURE	AAATB0102C	1	545010	0	0	545010	2.6485	545010	0	545010	2.6485	0	0.0000	NA	NA	545010		
	DSP BLACKROCK 3 YEARS CLOSE ENDED EQUITY FUND	AAAJ00430B	1	314827	0	0	314827	1.5299	314827	0	314827	1.5299	0	0.0000	NA	NA	314827		
(b)	Venture Capital Funds		0	0	0	0	0	0.0000	0	0	0	0.0000	0	0.0000	NA	NA	0		
(c)	Alternate Investment Funds		0	0	0	0	0	0.0000	0	0	0	0.0000	0	0.0000	NA	NA	0		
(d)	Foreign Venture Capital Investors		0	0	0	0	0	0.0000	0	0	0	0.0000	0	0.0000	NA	NA	0		
(e)	Foreign Portfolio Investors		0	0	0	0	0	0.0000	0	0	0	0.0000	0	0.0000	NA	NA	0		
(f)	Financial Institutions/ Banks		2	46555	0	0	46555	0.2262	46555	0	46555	0.2262	0	0.0000	NA	NA	46555		
(g)	Insurance Companies		0	0	0	0	0	0.0000	0	0	0	0.0000	0	0.0000	NA	NA	0		
(h)	Provident Funds/ Pension Funds		0	0	0	0	0	0.0000	0	0	0	0.0000	0	0.0000	NA	NA	0		
(i)	Any Other (specify)		0	0	0	0	0	0.0000	0	0	0	0.0000	0	0.0000	NA	NA	0		



(i)	Any Others (FII'S)		4	1106275	0	0	0	1106275	5.3760	1106275	0	1106275	5.3760	0	5.3760	0	0.0000	NA	NA	1106275
	DRIEHAUS EMERGING MARKETS SMALL CAP GROWTH FUND, A SERIES OF DRIEHAUS MUTUAL	AACTD0699L	1	730155	0	0	0	730155	3.5482	730155	0	730155	3.5482	0	3.5482	0	0.0000	NA	NA	730155
	PREMIER INVESTMENT FUND LIMITED	AACCP9387L	1	305657	0	0	0	305657	1.4854	305657	0	305657	1.4854	0	1.4854	0	0.0000	NA	NA	305657
(i)	Any Others (FOREIGN FINANCIAL INSTITUTIONS / BANKS)		0	0	0	0	0	0.0000	0	0	0	0	0.0000	0	0.0000	0	0.0000	NA	NA	0
			0	0	0	0	0	0.0000	0	0	0	0	0.0000	0	0.0000	0	0.0000	NA	NA	0
(i)	Any Others (QUALIFIED FOREIGN INVESTOR)		0	0	0	0	0	0.0000	0	0	0	0	0.0000	0	0.0000	0	0.0000	NA	NA	0
			0	0	0	0	0	0.0000	0	0	0	0	0.0000	0	0.0000	0	0.0000	NA	NA	0
	SUB TOTAL (B) (1)		12	2206556	0	0	0	2206556	10.7229	2206556	0	2206556	10.7229	0	10.7229	0	0.0000	NA	NA	2206556
(2)	Central Government/ State Government(s)		0	0	0	0	0	0.0000	0	0	0	0	0.0000	0	0.0000	0	0.0000	NA	NA	0
			0	0	0	0	0	0.0000	0	0	0	0	0.0000	0	0.0000	0	0.0000	NA	NA	0
	SUB TOTAL (B) (2)		0	0	0	0	0	0.0000	0	0	0	0	0.0000	0	0.0000	0	0.0000	NA	NA	0
14 B 2. Non-institutions																				
(a.1)	Individuals - i. Individual shareholders holding nominal share capital up to Rs. 2 lakhs		7483	2693035	0	0	0	2693035	13.0870	2693035	0	2693035	13.0870	0	13.0870	0	0.0000	NA	NA	2693020
	(CAPITAL UPTO TO Rs. 2 lakh)		7483	2693035	0	0	0	2693035	13.0870	2693035	0	2693035	13.0870	0	13.0870	0	0.0000	NA	NA	2693020
(a.2)	INDIVIDUAL - ii. Individual shareholders holding nominal share capital in excess of Rs. 2 lakhs		11	482084	0	0	0	482084	2.3427	482084	0	482084	2.3427	0	2.3427	0	0.0000	NA	NA	482084
	(CAPITAL GREATER THAN Rs. 2 lakh)		11	482084	0	0	0	482084	2.3427	482084	0	482084	2.3427	0	2.3427	0	0.0000	NA	NA	482084
	SUB TOTAL		7494	3175119	0	0	0	3175119	15.4297	3175119	0	3175119	15.4297	0	15.4297	0	0.0000	NA	NA	3175104
16 1. INSTITUTIONS																				
(b)	NBFCs registered with RBI		0	0	0	0	0	0.0000	0	0	0	0	0.0000	0	0.0000	0	0.0000	NA	NA	0
			0	0	0	0	0	0.0000	0	0	0	0	0.0000	0	0.0000	0	0.0000	NA	NA	0
(c)	Employee Trusts		0	0	0	0	0	0.0000	0	0	0	0	0.0000	0	0.0000	0	0.0000	NA	NA	0
			0	0	0	0	0	0.0000	0	0	0	0	0.0000	0	0.0000	0	0.0000	NA	NA	0
(d)	Overseas Depositories (holding DRs) (balancing figure)		0	0	0	0	0	0.0000	0	0	0	0	0.0000	0	0.0000	0	0.0000	NA	NA	0
			0	0	0	0	0	0.0000	0	0	0	0	0.0000	0	0.0000	0	0.0000	NA	NA	0
	SUB TOTAL		0	0	0	0	0	0.0000	0	0	0	0	0.0000	0	0.0000	0	0.0000	NA	NA	0



19 B 2. Non-institutions																		
(e)	Any Others (BODIES CORPORATE)	328	1145018	0	0	1145018	5.5643	1145018	0	1145018	5.5643	0	5.5643	0	0.0000	NA	NA	1145018
	MASTER TRUST LIMITED	1	276000	0	0	276000	1.3412	276000	0	276000	1.3412	0	1.3412	0	0.0000	NA	NA	276000
(e)	Any Others (CLEARING MEMBER)	114	93469	0	0	93469	0.4542	93469	0	93469	0.4542	0	0.4542	0	0.0000	NA	NA	93469
(e)	Any Others (DIRECTORS RELATIVES)	114	93469	0	0	93469	0.4542	93469	0	93469	0.4542	0	0.4542	0	0.0000	NA	NA	93469
		0	0	0	0	0	0.0000	0	0	0	0.0000	0	0.0000	0	0.0000	NA	NA	0
(e)	Any Others (ESCROW ACCOUNT)	0	0	0	0	0	0.0000	0	0	0	0.0000	0	0.0000	0	0.0000	NA	NA	0
		0	0	0	0	0	0.0000	0	0	0	0.0000	0	0.0000	0	0.0000	NA	NA	0
(e)	Any Others (FOREFIETED SHARES)	0	0	0	0	0	0.0000	0	0	0	0.0000	0	0.0000	0	0.0000	NA	NA	0
		0	0	0	0	0	0.0000	0	0	0	0.0000	0	0.0000	0	0.0000	NA	NA	0
(e)	Any Others (FOREIGN DIRECTORS)	0	0	0	0	0	0.0000	0	0	0	0.0000	0	0.0000	0	0.0000	NA	NA	0
		0	0	0	0	0	0.0000	0	0	0	0.0000	0	0.0000	0	0.0000	NA	NA	0
(e)	Any Others (FREINDS & ASSOCIATES)	0	0	0	0	0	0.0000	0	0	0	0.0000	0	0.0000	0	0.0000	NA	NA	0
		0	0	0	0	0	0.0000	0	0	0	0.0000	0	0.0000	0	0.0000	NA	NA	0
(e)	Any Others (GOVT. NOMINEES)	0	0	0	0	0	0.0000	0	0	0	0.0000	0	0.0000	0	0.0000	NA	NA	0
		0	0	0	0	0	0.0000	0	0	0	0.0000	0	0.0000	0	0.0000	NA	NA	0
(e)	Any Others (GROUP COMPANIES A)	0	0	0	0	0	0.0000	0	0	0	0.0000	0	0.0000	0	0.0000	NA	NA	0
		0	0	0	0	0	0.0000	0	0	0	0.0000	0	0.0000	0	0.0000	NA	NA	0
(e)	Any Others (HOLDING COMPANY)	0	0	0	0	0	0.0000	0	0	0	0.0000	0	0.0000	0	0.0000	NA	NA	0
		0	0	0	0	0	0.0000	0	0	0	0.0000	0	0.0000	0	0.0000	NA	NA	0
(e)	Any Others (MARKET MAKER)	0	0	0	0	0	0.0000	0	0	0	0.0000	0	0.0000	0	0.0000	NA	NA	0
		0	0	0	0	0	0.0000	0	0	0	0.0000	0	0.0000	0	0.0000	NA	NA	0
(e)	Any Others (NON RESIDENT INDIANS (NRI))	179	221151	0	0	221151	1.0747	221151	0	221151	1.0747	0	1.0747	0	0.0000	NA	NA	221151
(e)	Any Others (OFFICE BEARERS)	0	0	0	0	0	0.0000	0	0	0	0.0000	0	0.0000	0	0.0000	NA	NA	0

(e)	Any Others (OTHER SHROFF COMPANIES)	0	0	0	0	0	0.0000	0	0	0	0.0000	0	0.0000	0	0.0000	NA	NA	0
(e)	Any Others (OTHER SHROFF FAMILY [NRI])	0	0	0	0	0	0.0000	0	0	0	0.0000	0	0.0000	0	0.0000	NA	NA	0
(e)	Any Others (OTHER SHROFF FAMILY)	0	0	0	0	0	0.0000	0	0	0	0.0000	0	0.0000	0	0.0000	NA	NA	0
(e)	Any Others (OVERSEAS BODIES CORPORATES)	2	199890	0	0	199890	0.9714	199890	0	199890	0.9714	0	0.9714	0	0.0000	NA	NA	199890
(e)	Any Others (PARTNERSHIP FIRM)	0	0	0	0	0	0.0000	0	0	0	0.0000	0	0.0000	0	0.0000	NA	NA	0
(e)	Any Others (PROPRIETARY FIRM)	0	0	0	0	0	0.0000	0	0	0	0.0000	0	0.0000	0	0.0000	NA	NA	0
(e)	Any Others (QUALIFIED FOREIGN INVESTOR)	0	0	0	0	0	0.0000	0	0	0	0.0000	0	0.0000	0	0.0000	NA	NA	0
(e)	Any Others (SHROFF PLEDGE)	0	0	0	0	0	0.0000	0	0	0	0.0000	0	0.0000	0	0.0000	NA	NA	0
(e)	Any Others (SUBSIDIARY COMPANIES)	0	0	0	0	0	0.0000	0	0	0	0.0000	0	0.0000	0	0.0000	NA	NA	0
(e)	Any Others (TRUSTS)	1	2254	0	0	2254	0.0110	2254	0	2254	0.0110	0	0.0110	0	0.0000	NA	NA	2254
(e)	Any Others (UNCLAIMED SUSPENSE ACCOUNT)	0	0	0	0	0	0.0000	0	0	0	0.0000	0	0.0000	0	0.0000	NA	NA	0
	Employee	0	0	0	0	0	0.0000	0	0	0	0.0000	0	0.0000	0	0.0000	NA	NA	0
	SUB TOTAL (B) (3)	624	1661782	0	0	1661782	8.0755	1661782	0	1661782	8.0755	0	8.0755	0	0.0000	NA	NA	1661782
	TOTAL PUBLIC SHAREHOLDING (B)= (B)(1)+(B)(2)+(B)(3)	8130	7043457	0	0	7043457	34.2281	7043457	0	7043457	34.2281	0	34.2281	0	0.0000	NA	NA	7043442




Table IV - STATEMENT SHOWING SHAREHOLDING PATTERN OF THE NON PROMOTER - NON PUBLIC SHAREHOLDER

FOR THE QUARTER ENDED 31ST DECEMBER, 2015

Category & Name of the shareholders (I)	PAN (II)	No.s of Share holders (III)	No.s of fully paid up equity Share held (IV)	No.s of Partly paid-up equity Share held (V)	No. of shares underlying Depository Receipts (VI)	Total nos. shares held (VII)= (IV)+(V)+(VI)	Shareholding % calculated as per SCRR,1957 (VIII) As a % of (A+B+C2)	Number of Voting Rights held in each class of securities (IX)			No. of Shares Underlying Outstanding convertible securities (including Warrants) (X)	Shareholding, as a % assuming full conversion of convertible securities (as a % of diluted share capital)	Number of Locked in shares (XII)		Number of Shares pledged or otherwise encumbered (XIII)		Number of equity shares held in dematerialized form (XIV)	
								No of Voting Rights		Total as a % of (A+B+C)			No. (a)	As a % of total shares held (b)	No. (a)	As a % of total shares held (b)		
								Class Equity	Class Others									Total
CUSTODIAN / DR HOLDER																		
			0	0	0	0	0.0000	0	0	0	0.0000	0	0.0000	0	0.0000	NA	NA	0
EMPLOYEE BENEFIT TRUST																		
			0	0	0	0	0.0000	0	0	0	0.0000	0	0.0000	0	0.0000	NA	NA	0
Total Non Promoter- Non Public Sharehold			0	0	0	0	0.0000	0	0	0	0.0000	0	0.0000	0	0.0000	NA	NA	0