

OMKAR

Always the leaders

OMKAR SPECIALITY CHEMICALS LIMITED

Regd. & Corporate Office : Unit - III, B-34, M.I.D.C., Badlapur (East), Thane - 421 503, Maharashtra, India


Tel. : +91 (0251) 2697340, 2690651, Fax : +91 (0251) 2697347, 2691572

Email : omkarchemicals@vsnl.com / info@omkarchemicals.com, Web. : www.omkarchemicals.com

OMKAR SPECIALITY CHEMICALS LTD								
UNAUDITED FINANCIAL RESULTS FOR THE QUARTER ENDED 31ST DEC 2012								
(Rs in Lakhs except for share data)								
PART I								
Sr. No	Particulars	STATEMENT OF STANDALONE UNAUDITED FINANCIAL RESULTS FOR THE QUARTER AND NINE MONTHS ENDED 31ST DECEMBER, 2012						
		Quarter Ended			Nine Months ended		Year Ended	
		31/12/2012 Unaudited	30/09/2012 Unaudited	31/12/2011 Unaudited	31/12/2012 Unaudited	31/12/2011 Unaudited	31/03/2012 Audited	
1	a	Net Sales/Income from Operations	5373.79	4,804.15	4,414.56	15,209.42	12,594.46	16,694.80
	b	Other Operating Income	-	-	-	-	-	-
		Total Income	5,373.79	4,804.15	4,414.56	15,209.42	12,594.46	16,694.80
2		Expenditure						
	a	(Increase)/decrease in stock in trade and work in progress	(362.57)	(948.10)	53.76	(1,337.14)	(241.85)	(1,157.10)
	b	Consumption of Raw Materials	3386.92	2,855.90	2,350.60	9,019.77	7,470.37	10,773.33
	c	Purchase of Traded goods	769.01	1,349.09	629.29	2,819.99	1,540.27	1,817.96
	d	Employee Cost	240.83	181.15	177.36	597.65	440.28	638.34
	e	Depreciation	131.94	131.50	104.90	394.69	309.38	562.09
	f	Other expenditure	504.75	480.41	331.22	1,418.02	932.23	1,302.93
		Total Expenditure	4,670.88	4,049.95	3,647.13	12,912.98	10,450.68	13,937.55
3		Profit/(Loss) from operation before other incomes, interest & Exceptional items (1-2)	702.91	754.20	767.43	2,296.44	2,143.78	2,757.25
4		Other Income	185.11	273.88	78.00	596.17	232.35	369.86
5		Profit before interest and Exceptional items (3+4)	888.02	1,028.08	845.43	2,892.61	2,376.13	3,127.11
6		Interest	275.43	149.78	256.79	652.71	622.34	809.53
7		Profit after interest but before exceptional items (5-6)	612.59	878.30	588.64	2,239.90	1,753.79	2,317.58
8		Exceptional Items	-	-	-	-	-	-
9		Profit (+)/Loss (-) from Ordinary Activities before tax (7+8)	612.59	878.30	588.64	2,239.90	1,753.79	2,317.58
10		Tax Expenses	129.31	299.77	185.59	657.14	586.97	672.91
11		Net Profit (+) / Loss (-) from Ordinary Activities after tax (9-10)	483.28	578.53	403.05	1,582.76	1,166.82	1,644.67
12		Extraordinary items (Net of tax expenses)	-	-	-	-	-	-
13		Net Profit (+)/Loss (-) for the period (11-12)	483.28	578.53	403.05	1,582.76	1,166.82	1,644.67
14		Share of profit/(Loss) of associates *	-	-	-	-	-	-
15		Minority Interest *	-	-	-	-	-	-
16		Net Profit/(Loss) after taxes, minority interest and share of profit/(loss) of associates (13+14+15)	483.28	578.53	403.05	1,582.76	1,166.82	1,644.67
17		Paid -Up Equity Share Capital Face value of Rs. 10 each (Previous year 10 each)	1,962.80	1,962.80	1,962.80	1,962.80	1,962.80	1,962.80
18		Reserve excluding revaluation reserve as per balance sheet of previous accounting year	-	-	-	-	-	8,580.00

* Applicable in the case of consolidated results

(Signature)



OMKAR

Always the leaders

OMKAR SPECIALITY CHEMICALS LIMITED

Regd. & Corporate Office : Unit - III, B-34, M.I.D.C., Badlapur (East), Thane - 421 503, Maharashtra, India

Tel. : +91 (0251) 2697340, 2690651, Fax : +91 (0251) 2697347, 2691572


Email : omkarchemicals@vsnl.com / info@omkarchemicals.com, Web : www.omkarchemicals.com

Sr. No	Particulars	Quarter Ended			Nine Months ended		Year Ended
		31/12/2012 Unaudited	30/09/2012 Unaudited	31/12/2011 Unaudited	31/12/2012 Unaudited	31/12/2011 Unaudited	31/03/2012 Audited
19	Earnings Per Share (EPS)						
i	Basic and diluted EPS before Extraordinary items for the period, for the year to date and for the previous year (not to be annualized)	2.46	2.95	2.05	8.06	5.94	8.38
ii	Basic and diluted EPS after Extraordinary items for the period, for the year to date and for the previous year (not to be annualized)	2.46	2.95	2.05	8.06	5.94	8.38
A	PARTICULARS OF SHAREHOLDING						
1	Public Shareholding						
	Number of Shares	7793076	7804425	8003505	7793076	8003505	7832168
	Percentage of Shareholding	39.70%	39.76%	40.78%	39.70%	40.78%	39.90%
2	Promoters and promoter group Shareholding						
a	Pledged/ Encumbered						
	Number of Shares	-	-	-	-	-	-
	Percentage of shares (as a % of the total shareholding of promoter and promoter group)	-	-	-	-	-	-
	Percentage of shares (as a % of the total share capital of the company)	-	-	-	-	-	-
b	Non-encumbered						
	Number of Shares	11834928	11823579	11624499	11834928	11624499	11795836
	Percentage of shares (as a % of the total shareholding of promoter and promoter group)	100.00%	100.00%	100.00%	100.00%	100.00%	100.00%
	Percentage of shares (as a % of the total share capital of the company)	60.30%	60.24%	59.22%	60.30%	59.22%	60.10%

Notes:

- The above unaudited financial results have been reviewed by the Audit Committee and approved by the Board of Directors at its meeting held on 09th February, 2013
- The Auditors of the company have carried out the limited review of the above unaudited financial results in terms of Clause 41 of the Listing Agreement.
- The Company operated in one segment i.e. Sale of Chemicals. All other activities of the company revolve around its main business. Hence, there is only one primary reportable business segment as defined by Accounting Standard-17 as notified by the companies (Accounting Standards) Rules, 2006.
- Considering the nature of business carried on by the company whereby revenues do not necessarily accrue evenly over the year, the results of the quarter may not be representative of the result for the year. As such, the result of the current quarter is not comparable with the result of corresponding quarter/full year.
- The Previous quarter's/year's figures have been regrouped/rearranged wherever necessary to make it comparable with the current quarter/year.
- There was no investor complaint pending to be resolved at the beginning of the quarter. During the quarter, no complaint was received. Accordingly there was no investor complaint pending to be resolved at the end of the quarter.

Place : Mumbai
Date : 09.02.2013



For Omkar Speciality Chemicals Limited

Pravin S. Herlekar
Chairman & Managing Director




OMKAR

Always the leaders

OMKAR SPECIALITY CHEMICALS LIMITED

Regd. & Corporate Office : Unit - III, B-34, M.I.D.C., Badlapur (East), Thane - 421 503, Maharashtra, India
 Tel. : +91 (0251) 2697340, 2690651, Fax : +91 (0251) 2697347, 2691572
 Email : omkarchemicals@vsnl.com / info@omkarchemicals.com, Web. : www.omkarchemicals.com

OMKAR SPECIALITY CHEMICALS LTD								
UNAUDITED FINANCIAL RESULTS FOR THE QUARTER ENDED 31ST DEC 2012								
PART I								
(Rs in Lakhs except for share data)								
Sr. No	Particulars	STATEMENT OF CONSOLIDATED UNAUDITED FINANCIAL RESULTS FOR THE QUARTER AND NINE MONTHS ENDED 31ST DECEMBER, 2012						
		Quarter Ended			Nine Months ended		Year Ended	
		31/12/2012 Unaudited	30/09/2012 Unaudited	31/12/2011 Unaudited	31/12/2012 Unaudited	31/12/2011 Unaudited	31/03/2012 Audited	
1	a	Net Sales/Income from Operations	5,698.46	5,067.80	4,414.56	15,934.07	12,594.52	16,694.80
	b	Other Operating Income	-	-	-	-	-	-
		Total Income	5,698.46	5,067.80	4,414.56	15,934.07	12,594.52	16,694.80
2		Expenditure						
	a	(Increase)/decrease in stock in trade and work in progress	(460.48)	(951.98)	53.76	(1,439.12)	(241.85)	(1,156.34)
	b	Consumption of Raw Materials	3,429.93	3,003.04	2,350.71	9,283.35	7,470.60	10,772.43
	c	Purchase of Traded goods	952.37	1,349.09	629.29	3,003.35	1,540.27	1,817.96
	d	Employee Cost	290.86	215.89	184.40	712.51	458.19	659.02
	e	Depreciation	149.83	139.03	105.67	427.38	312.96	565.84
	f	Other expenditure	534.42	502.21	332.26	1,477.15	916.82	1,282.26
		Total Expenditure	4,896.93	4,257.28	3,656.09	13,464.62	10,456.99	13,941.17
3		Profit/(Loss) from operation before other incomes, interest & Exceptional items (1-2)	801.53	810.52	758.47	2,469.45	2,137.53	2,753.63
4		Other Income	142.49	231.93	78.01	471.76	232.44	317.60
5		Profit before interest and Exceptional items (3+4)	944.02	1,042.45	836.48	2,941.21	2,369.97	3,071.23
6		Interest	275.44	150.31	269.45	653.47	635.00	809.63
7		Profit after interest but before exceptional items (5-6)	668.58	892.14	567.03	2,287.74	1,734.97	2,261.60
8		Exceptional Items	-	-	-	-	-	-
9		Profit (+)/Loss (-) from Ordinary Activities before tax (7+8)	668.58	892.14	567.03	2,287.74	1,734.97	2,261.60
10		Tax Expenses	137.87	303.53	175.80	679.00	591.92	661.59
11		Net Profit (+) / Loss (-) from Ordinary Activities after tax (9-10)	530.71	588.61	391.23	1,608.74	1,143.05	1,600.01
12		Extraordinary items (Net of tax expenses)	-	-	-	-	-	-
13		Net Profit (+)/Loss (-) for the period (11-12)	530.71	588.61	391.23	1,608.74	1,143.05	1,600.01
14		Share of profit/(Loss) of associates	-	-	-	-	-	-
15		Minority Interest	0.01	0.01	0.01	0.01	0.01	0.01
16		Net Profit/(Loss) after taxes, minority interest and share of profit/(loss) of associates (13+14+15)	530.70	588.60	391.22	1,608.73	1,143.04	1,600.00
17		Paid -Up Equity Share Capital Face value of Rs. 10 each (Previous year 10 each)	1,962.80	1,962.80	1,962.80	1,962.80	1,962.80	1,962.80
18		Reserve excluding revaluation reserve as per balance sheet of previous accounting year	-	-	-	-	-	8,620.69





OMKAR
Always the leaders

OMKAR SPECIALITY CHEMICALS LIMITED


Regd. & Corporate Office : Unit - III, B-34, M.I.D.C., Badlapur (East), Thane - 421 503, Maharashtra, India
Tel. : +91 (0251) 2697340, 2690651, Fax : +91 (0251) 2697347, 2691572
Email : omkarchemicals@vsnl.com / info@omkarchemicals.com, Web. : www.omkarchemicals.com

Sr. No	Particulars	Quarter Ended			Nine Months ended		Year Ended
		31/12/2012 Unaudited	30/09/2012 Unaudited	31/12/2011 Unaudited	31/12/2012 Unaudited	31/12/2011 Unaudited	31/03/2012 Audited
19	Earnings Per Share (EPS)						
i	Basic and diluted EPS before Extraordinary items for the period, for the year to date and for the previous year (not to be annualized)	2.70	3.00	1.99	8.20	5.82	8.15
ii	Basic and diluted EPS after Extraordinary items for the period, for the year to date and for the previous year (not to be annualized)	2.70	3.00	1.99	8.20	5.82	8.15
PART II							
A	PARTICULARS OF SHAREHOLDING						
1	Public Shareholding						
	Number of Shares	7793076	7804425	8003505	7793076	8003505	7832168
	Percentage of Shareholding	39.70%	39.76%	40.78%	39.70%	40.78%	39.90%
2	Promoters and promoter group Shareholding						
a	Pledged/Encumbered						
	Number of Shares	-	-	-	-	-	-
	Percentage of shares (as a % of the total shareholding of promoter and promoter group)	-	-	-	-	-	-
	Percentage of shares (as a % of the total share capital of the company)	-	-	-	-	-	-
b	Non-encumbered						
	Number of Shares	11834928	11823579	11624499	11834928	11624499	11795836
	Percentage of shares (as a % of the total shareholding of promoter and promoter group)	100.00%	100.00%	100.00%	100.00%	100.00%	100.00%
	Percentage of shares (as a % of the total share capital of the company)	60.30%	60.24%	59.22%	60.30%	59.22%	60.10%

Notes:

- The above unaudited financial results have been reviewed by the Audit Committee and approved by the Board of Directors at its meeting held on 09th February, 2013
- The Auditors of the company have carried out the limited review of the above unaudited financial results in terms of Clause 41 of the Listing Agreement.
- The Company operated in one segment i.e. Sale of Chemicals. All other activities of the company revolve around its main business. Hence, there is only one primary reportable business segment as defined by Accounting Standard-17 as notified by the companies (Accounting Standards) Rules, 2006.
- Considering the nature of business carried on by the company whereby revenues do not necessarily accrue evenly over the year, the results of the quarter may not be representative of the result for the year. As such, the result of the current quarter is not comparable with the result of corresponding quarter/full year.
- The consolidated financial results as given have been prepared as per AS-21 "Consolidated Financial Statements" notified under the Companies (Accounting Standards) Rules, 2006
- The unaudited financial statements of the subsidiary companies have been considered for consolidation.
- The Previous quarter's/year's figures have been regrouped/rearranged wherever necessary to make it comparable with the current quarter/year.
- There was no investor complaint pending to be resolved at the beginning of the quarter. During the quarter, no complaint was received. Accordingly there was no investor complaint pending to be resolved at the end of the quarter.

Place : Mumbai
Date : 09.02.2013



For Omkar Speciality Chemicals Limited

Pravin S. Herlekar
Pravin S. Herlekar
Chairman & Managing Director



J.P.J. ASSOCIATES
CHARTERED ACCOUNTANTS

46, Shrikrishna Nagar,
Borivali (East), Mumbai - 400 066.
Telefax : 022 - 2897 5829
E-mail : jjassociates@rediffmail.com
jjoffice@rediffmail.com

**REVIEW REPORT TO THE BOARD OF DIRECTORS OF OMKAR
SPECIALITY CHEMICALS LIMITED, BADLAPUR**


We have reviewed the accompanying statement of Unaudited Financial results of Omkar Speciality Chemicals Limited for the quarter ended 31st December, 2012 except for the disclosures regarding 'Public Shareholding' and 'Promoters and Promoter Group Shareholding' which have been traced from disclosures made by the Management and have not been audited by us. This statement is the responsibility of the Company's Management and has been approved by the Board of Directors / Committee of Board of Directors. Our responsibility is to issue a report on these financial statements based on our review.


We conducted our review in accordance with the Standard on Review Engagement (SRE) 2410 "Review of Interim Financial Information performed by the Independent Auditor of the entity" issued by the Institute of Chartered Accountants of India. This standard requires that we plan and perform the review to obtain moderate assurance as to whether the financial statements are free of material misstatement. A review is limited primarily to inquiries of Company personnel and analytical procedures applied to financial data and thus provides less assurance than an audit. We have not performed an audit and accordingly, we do not express an audit opinion.

Based on our review conducted as above, nothing has come to our attention that causes us to believe that the accompanying statement of unaudited financial results prepared in accordance with the Accounting Standards notified pursuant to the Companies (Accounting Standards) Rules, 2006 and other recognized accounting practices and policies has not disclosed the information required to be disclosed in terms of clause 41 of the Listing Agreement including the manner in which it is to be disclosed, or that it contains any material misstatement.

For J.P.J. ASSOCIATES
Chartered Accountants,
Firm Registration No.113012W

Mumbai
Dated : 09.02.2013




CA Pravin Deshpande
Partner
M.No.045249



CERTIFICATE

Name of the client: Omkar Speciality Chemicals Limited

Statement of utilisation of proceeds of IPO are summarised as under

Sr. No.	Particulars	Amount (Rs. In lakhs) As on	
		31.12.2012	
1	Funds Collected From IPO		7938.00
2	Capital Expenditure incurred including advances given	3192.96	
3	Working Capital	878.35	
4	General Corporate Purpose including advance given for office premises	1350.11	
5	IPO Issue Expenses	1087.31	
	Total	6508.73	6508.73
	Unutilised IPO proceeds		1429.27
	Invested in FD with Bank of Baroda- Fort University Branch		1500.00
	BOB OD Account-IPO (OD against Fixed Deposits)		-70.73
	Total		1429.27

For J.P.J. ASSOCIATES
Chartered Accountants
Firm Registration No. : 113012 W

PRAVIN DESHPANDE
PARTNER
Membership No. : 045249

Place:-Mumbai

Date:- 09th February, 2013

