



**OMKAR**

Always the leaders

# OMKAR SPECIALITY CHEMICALS LIMITED

Regd. & Corporate Office : Unit - III, B-34, M.I.D.C., Badlapur (East), Thane - 421 503, Maharashtra, India

Tel. : +91 (0251) 2697340, 2690651, Fax : +91 (0251) 2697347, 2691572

Email : info@omkarchemicals.com Web. : www.omkarchemicals.com

CIN : L24110MH2005PLC151589

Ref: OSCL/SE/2016-17/01

Date: April 12, 2016

To,

Corporate Services Department <b>BSE LIMITED</b> P.J. Towers, 1 <sup>st</sup> Floor, Dalal Street, Mumbai – 400001. BSE Code: 533317	Corporate Services Department <b>NATIONAL STOCK EXCHANGE OF INDIA LIMITED</b> Exchange Plaza, Bandra Kurla Complex, Bandra (E), Mumbai – 400051. NSE Symbol: OMKARCHEM
--	--

Dear Sir/Madam,

## SUB: HOLDING OF SPECIFIED SECURITIES AND SHAREHOLDING PATTERN – REG. 31

We are enclosing herewith, a statement showing holding of securities and shareholding pattern for the Quarter ended March 31, 2016, pursuant to Regulation 31(1)(b) of SEBI (Listing Obligations and Disclosure Requirements) Regulations, 2015, as per the format prescribed in SEBI Circular No. – CIR/CFD/CMD/13/2015 dated November 30, 2015.


This is for your record and reference.

Thanking you,

Yours truly,

For **OMKAR SPECIALITY CHEMICALS LIMITED**

**SUNNY PAGARE**  
**COMPANY SECRETARY & COMPLIANCE OFFICER**  
M. NO.: A27431



\\comp146\CSTEAM\CS DOCUMENT\All Companies\OMKAR\Stock Exchange\2016-2017\SHP\April, 2016

Unit - I, W-92 (A), M.I.D.C., Badlapur (East), Thane - 421 503, Maharashtra, India. Tel. : +91 (0251) 2698840, Fax : +91 (0251) 2691662  
Unit - II, F-24, M.I.D.C., Badlapur (East), Thane - 421 503, Maharashtra, India. Tel. : +91 (0251) 2691852, Fax : +91 (0251) 2697673  
Unit - III, B-34, M.I.D.C., Badlapur (East), Thane - 421 503, Maharashtra, India. Tel. : +91 (0251) 2697340, 2690651, Fax : +91 (0251) 2697347, 2691572  
Unit - IV, F-9 & F-10/1, M.I.D.C., Badlapur (East), Thane - 421 503, Maharashtra, India. Tel. : 0251-2694321 / 2696432, Fax : 0251-2696434  
Unit - V, D-27/5, Lote Parshuram Industrial Area, Taluka Khed, Dist. Ratnagiri, Pin - 415 722, Maharashtra, India  
Unit - VI, B - 15 & B - 16, Lote Parshuram Industrial Area, Taluka Khed, Dist. Ratnagiri, Pin - 415 722, Maharashtra, India. Tel. : 02356-272004 / 272003

# Holding of Specified Securities

Annexure - I

FOR THE QUARTER ENDED MARCH 31, 2016

1. Name of Listed Entity:	OMKAR SPECIALITY CHEMICALS LIMITED		
2. Scrip Code/Name of Scrip/Class of Security	BSE 533317 / NSE OMKARCHEM / EQUITY (ISIN - INE474L01016)		
3. Share Holding Pattern Filed under: Reg. 31(1)(a)/Reg. 31(1)(b)/Reg.31(1)(c)			
a. If under 31(1)(b) then indicate the report for Quarter ending	March 31, 2016		
b. If under 31(1)(c) then indicate date of allotment/extinguishment			
4. Declaration: The Listed entity is required to submit the following declaration to the extent of submission of information:-			
	<b>Particulars</b>	<b>Yes*</b>	<b>No*</b>
1	Whether the Listed Entity has issued any partly paid up shares?		No
2	Whether the Listed Entity has issued any Convertible Securities or Warrants?		No
3	Whether the Listed Entity has any shares against which depository receipts are issued?		No
4	Whether the Listed Entity has any shares in locked-in?	Yes	
5	Whether any shares held by promoters are pledge or otherwise encumbered?	Yes	
* If the Listed Entity selects the option 'No' for the questions above, the columns for the partly paid up shares, Outstanding Convertible Securities/Warrants, depository receipts, locked-in shares, No of shares pledged or otherwise encumbered by promoters, as applicable, shall not be displayed at the time of dissemination on the Stock Exchange website. Also wherever there is 'No' declared by Listed Entity in above table the values will be considered as 'Zero' by default on submission of the format of holding of specified securities.			

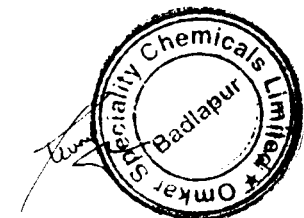


Table I - SUMMARY STATEMENT HOLDING OF SPECIFIED SECURITIES

FOR THE QUARTER ENDED MARCH 31, 2016																		
Category (I)	Category of shareholder (II)	No. of Share holders (III)	No. of fully paid up equity Share held (IV)	No. of Partly paid-up equity Share held (V)	No. of shares underlying Depository Receipts (VI)	Total nos. shares held (VII) = (IV)+(V)+(VI)	Shareholding as a % of total no. of shares (calculated as per SCRR, 1957) (VIII) As a % of (A+B+C2)	Number of Voting Rights held in each class of securities (IX)			No. of Shares Underlying Outstanding convertible securities (including Warrants) (X)	Shareholding, as a % assuming full conversion of convertible securities( as a % of diluted share capital) (XI) = (VII) + (X) As a % of (A+B+C2)	Number of Locked in shares (XII)		Number of Shares pledged or otherwise encumbered (XIII)		Number of equity shares held in dematerialized form (XIV)	
								No of Voting Rights					Total as a % of (A+B+C)	No. (a)	As a % of total shares held (b)	No. (a)		As a % of total shares held (b)
								Class Equity X	Class Others Y	Total								
(A)	Promoter & Promoter Group	6	13520547	0	0	13520547	65.7039	13520547	0	13520547	65.7039	0	65.7039	950000	7.0263	4917254	36.3688	13520547
(B)	Public	9387	7057457	0	0	7057457	34.2961	7057457	0	7057457	34.2961	0	34.2961	0	0.0000	NA	NA	7057442
(C)	Non Promoter-Non Public	0	0	0	0	0	0	0	0	0	0.0000	0	0.0000	0	0.0000	NA	NA	0
(C1)	Shares underlying DRs	0	0	0	0	0	0	0	0	0	0.0000	0	0.0000	0	0.0000	NA	NA	0
(C2)	Shares held by Employee Trusts	0	0	0	0	0	0	0	0	0	0.0000	0	0.0000	0	0.0000	NA	NA	0
	<b>Total</b>	<b>9393</b>	<b>20578004</b>	<b>0</b>	<b>0</b>	<b>20578004</b>	<b>100.0000</b>	<b>20578004</b>	<b>0</b>	<b>20578004</b>	<b>100.0000</b>	<b>0</b>	<b>100.0000</b>	<b>950000</b>	<b>7.0263</b>	<b>4917254</b>	<b>36.3688</b>	<b>20577989</b>

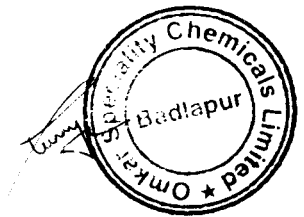


Table II - STATEMENT SHOWING SHAREHOLDING PATTERN OF THE PROMOTER AND PROMOTER GROUP

FOR THE QUARTER ENDED MARCH 31, 2016																		
Category & Name of the shareholders (i)	PAN (ii)	No of Share holders (iii)	No of fully paid up equity Shares held (iv)	Partly paid-up equity Share held (v)	No. of shares underlying Depository Receipts (vi)	Total nos. shares held (vii) = (iv)+(v)+(vi)	Shareholding % calculated as per SCRR, 1957 As a % of (A+B+C2) (viii)	Number of Voting Rights held in each class of securities (ix)			No. of Shares Underlying Outstanding convertible securities (including Warrants) (x)	Shareholding, as a % assuming full conversion of convertible securities (as a % of diluted share capital) (xi) = (vii)+(x) As a % of (A+B+C2)	Number of Locked in shares (xii)		Number of Shares pledged or otherwise encumbered (xiii)		Number of equity shares held in dematerialized form (xiv)	
								No of Voting Rights					Total as a % of (A+B+C)	No. (a)	As a % of total shares held (b)	No. (a)		As a % of total shares held (b)
								Class Equity x	Class Others y	Total								
<b>1 Indian</b>																		
<b>(a) Individuals/Hindu undivided Family</b>																		
PRAVIN SHIVDAS HERLEKAR	AAAPH2923H	1	10258874	0	0	10258874	49.8536	10258874	0	10258874	49.8536	0	49.8536	190000	1.8531	4917254	47.9317	10258874
SHIVDAS RAMRAO HERLEKAR	AAAPH5634F	1	22440	0	0	22440	0.1090	22440	0	22440	0.1090	0	0.1090	0	0.0000	0	0.0000	22440
ANJALI PRAVIN HERLEKAR	ABRPH4639N	1	1208240	0	0	1208240	5.8715	1208240	0	1208240	5.8715	0	5.8715	0	0.0000	0	0.0000	1208240
OMKAR PRAVIN HERLEKAR	ACOPH0602P	1	884483	0	0	884483	4.2982	884483	0	884483	4.2982	0	4.2982	180000	21.4815	0	0.0000	884483
RISHIKESH PRAVIN HERLEKAR	AEHPH1805G	1	786510	0	0	786510	3.7249	786510	0	786510	3.7249	0	3.7249	180000	24.7877	0	0.0000	786510
Total		6	13140547	0	0	13140547	63.8572	13140547	0	13140547	63.8572	0	63.8572	570900	4.3377	4917254	37.4205	13140547
<b>(b) Central Government/ State Government(s)</b>																		
Total		0	0	0	0	0	0.0000	0	0	0	0.0000	0	0.0000	0	0.0000	0	0.0000	0
<b>(c) Financial Institutions/ Banks</b>																		
Total		0	0	0	0	0	0.0000	0	0	0	0.0000	0	0.0000	0	0.0000	0	0.0000	0
<b>(d) Any Others (GROUP COMPANIES)</b>																		
SVAKS BIOTECH INDIA PRIVATE LIMITED	AAHCS4028E	1	380000	0	0	380000	1.8466	380000	0	380000	1.8466	0	1.8466	380000	100.0000	0	0.0000	380000
Total		1	380000	0	0	380000	1.8466	380000	0	380000	1.8466	0	1.8466	380000	100.0000	0	0.0000	380000
Sub-Total (A)(1)		6	13520547	0	0	13520547	65.7039	13520547	0	13520547	65.7039	0	65.7039	950000	7.0263	4917254	36.3688	13520547
<b>2 Foreign</b>																		
<b>(a) Individuals (Non-Resident Individuals/ Foreign Individuals)</b>																		
Total		0	0	0	0	0	0.0000	0	0	0	0.0000	0	0.0000	0	0.0000	0	0.0000	0
<b>(b) Government</b>																		
Total		0	0	0	0	0	0.0000	0	0	0	0.0000	0	0.0000	0	0.0000	0	0.0000	0
<b>(c) Institutions</b>																		
Total		0	0	0	0	0	0.0000	0	0	0	0.0000	0	0.0000	0	0.0000	0	0.0000	0
<b>(d) Foreign Portfolio Investor</b>																		
Total		0	0	0	0	0	0.0000	0	0	0	0.0000	0	0.0000	0	0.0000	0	0.0000	0
Sub-Total (A)(2)		0	0	0	0	0	0.0000	0	0	0	0.0000	0	0.0000	0	0.0000	0	0.0000	0
Total Shareholding of Promoter and Promoter Group (A) = (A)(1)+(A)(2)		6	13520547	0	0	13520547	65.7039	13520547	0	13520547	65.7039	0	65.7039	950000	7.0263	4917254	36.3688	13520547

Details of Shares which remain unclaimed may be given here along with details such as number of shareholders, outstanding shares held in demat/unclaimed suspense account, voting rights which are frozen etc.

- Note:
- (1) PAN would not be displayed on website of Stock Exchange(s).
  - (2) The term "Encumbrance" has the same meaning as assigned under regulation 28(3) of SEBI (Substantial Acquisition of Shares and Takeovers) Regulations, 2011.
  - (3) In the beneficial position received from the depositories as on date, 2,90,000 shares are not reflected in the name of Mr. Pravin S. Herlekar, Chairman & Managing Director of the Company as they are under encumbrance.

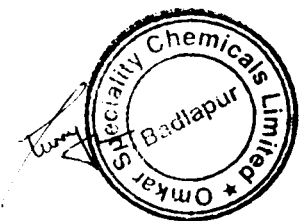


Table III - STATEMENT SHOWING SHAREHOLDING PATTERN OF THE PUBLIC SHAREHOLDER

FOR THE QUARTER ENDED MARCH 31, 2016																		
Category & Name of the shareholders (I)	PAN (II)	No.s of Share holders (III)	No. of fully paid up equity Share held (IV)	Partly paid-up equity Share held (V)	No.s of shares underlying Depository Receipts (VI)	Total nos. shares held (VII) = (IV)+(V)+(VI)	Shareholding % calculated as per SCRR, 1957 As a % of (A+B+C2) (VIII)	Number of Voting Rights held in each class of securities (IX)			No. of Shares Underlying Outstanding convertible securities (including Warrants) (X)	Total Shareholding, as a % assuming full conversion of convertible securities (as a percentage of diluted share capital) (XI) = (VII)+(X) As a % of (A+B+C2)	Number of Shares Locked in shares (XII)		Number of Shares pledged or otherwise encumbered (XIII)		Number of equity shares held in dematerialized form (XIV)	
								No of Voting Rights					Total as a % of Total Voting Rights	No. (a)	As a % of total shares held (b)	No. (Not applicable) (a)		As a % of total shares held (b)
								Class Equity X	Class Others Y	Total								
<b>1 Institutions</b>																		
(a) Mutual Funds		2	745963	0	0	745963	3.8251	745963	0	745963	3.8251	0	3.8251	0	0.0000	NA	NA	745963
BIRLA SUN LIFE TRUSTEE COMPANY PRIVATE LIMITED A/C BIRLA SUN LIFE PURE VALUE FUND	AAATB0102C	1	670010	0	0	670010	3.2560	670010	0	670010	3.2560	0	3.2560	0	0.0000	NA	NA	670010
(b) Venture Capital Funds		0	0	0	0	0	0.0000	0	0	0	0.0000	0	0.0000	0	0.0000	NA	NA	0
(c) Alternate Investment Funds		0	0	0	0	0	0.0000	0	0	0	0.0000	0	0.0000	0	0.0000	NA	NA	0
(d) Foreign Venture Capital Investors		0	0	0	0	0	0.0000	0	0	0	0.0000	0	0.0000	0	0.0000	NA	NA	0
(e) Foreign Portfolio Investors		0	0	0	0	0	0.0000	0	0	0	0.0000	0	0.0000	0	0.0000	NA	NA	0
(f) Financial Institutions/ Banks		2	17580	0	0	17580	0.0854	17580	0	17580	0.0854	0	0.0854	0	0.0000	NA	NA	17580
(g) Insurance Companies		0	0	0	0	0	0.0000	0	0	0	0.0000	0	0.0000	0	0.0000	NA	NA	0
(h) Provident Funds/ Pension Funds		0	0	0	0	0	0.0000	0	0	0	0.0000	0	0.0000	0	0.0000	NA	NA	0
(i) Any Others (FII'S)		5	1072865	0	0	1072865	5.2127	1072865	0	1072865	5.2127	0	5.2127	0	0.0000	NA	NA	1072865
PREMIER INVESTMENT FUND LIMITED	AACCP9387L	1	238543	0	0	238543	1.1592	238543	0	238543	1.1592	0	1.1592	0	0.0000	NA	NA	238543
DRIEHAUS EMERGING MARKETS SMALL CAP GROWTH FUND, A SERIES OF DRIEHAUS MUTUAL FUNDS	AACTD0689L	1	730155	0	0	730155	3.5482	730155	0	730155	3.5482	0	3.5482	0	0.0000	NA	NA	730155
<b>SUB TOTAL (B)(1)</b>		<b>9</b>	<b>1836208</b>	<b>0</b>	<b>0</b>	<b>1836208</b>	<b>8.9232</b>	<b>1836208</b>	<b>0</b>	<b>1836208</b>	<b>8.9232</b>	<b>0</b>	<b>8.9232</b>	<b>0</b>	<b>0.0000</b>	<b>NA</b>	<b>NA</b>	<b>1836208</b>
<b>2 Central / State government(s)</b>																		
(a) Central Government/ State Government(s)		0	0	0	0	0	0.0000	0	0	0	0.0000	0	0.0000	0	0.0000	NA	NA	0
<b>SUB TOTAL (B)(2)</b>		<b>0</b>	<b>0</b>	<b>0</b>	<b>0</b>	<b>0</b>	<b>0.0000</b>	<b>0</b>	<b>0</b>	<b>0</b>	<b>0.0000</b>	<b>0</b>	<b>0.0000</b>	<b>0</b>	<b>0.0000</b>	<b>NA</b>	<b>NA</b>	<b>0</b>
<b>3 Non-institutions</b>																		
(a. Individuals - i. Individual shareholders holding nominal share capital up to Rs. 2 lakhs.		8881	3216259	0	0	3216259	15.8296	3216259	0	3216259	15.8296	0	15.8296	0	0.0000	NA	NA	3216244
(a. INDIVIDUAL - ii. Individual shareholders holding nominal share capital in excess of Rs. 2 lakhs.		8	404140	0	0	404140	1.9639	404140	0	404140	1.9639	0	1.9639	0	0.0000	NA	NA	404140
(b) NBFCs registered with RBI		0	0	0	0	0	0.0000	0	0	0	0.0000	0	0.0000	0	0.0000	NA	NA	0
(c) Employee Trusts		0	0	0	0	0	0.0000	0	0	0	0.0000	0	0.0000	0	0.0000	NA	NA	0
(d) Overseas Depositories (holding DRs) (balancing figure)		0	0	0	0	0	0.0000	0	0	0	0.0000	0	0.0000	0	0.0000	NA	NA	0
(e) Any Others (BODIES CORPORATE)		229	1065128	0	0	1065128	5.1760	1065128	0	1065128	5.1760	0	5.1760	0	0.0000	NA	NA	1065128
MASTER TRUST LIMITED	AABCM5833B	1	290000	0	0	290000	1.4093	290000	0	290000	1.4093	0	1.4093	0	0.0000	NA	NA	290000
(e) Any Others (CLEARING MEMBER)		70	114531	0	0	114531	0.5566	114531	0	114531	0.5566	0	0.5566	0	0.0000	NA	NA	114531
(e) Any Others (NON RESIDENT INDIANS (NRI))		188	215501	0	0	215501	1.0472	215501	0	215501	1.0472	0	1.0472	0	0.0000	NA	NA	215501
(e) Any Others (OVERSEAS BODIES CORPORATES)		1	204367	0	0	204367	0.9931	204367	0	204367	0.9931	0	0.9931	0	0.0000	NA	NA	204367
(e) Any Others (TRUSTS)		1	1325	0	0	1325	0.0064	1325	0	1325	0.0064	0	0.0064	0	0.0000	NA	NA	1325
<b>SUB TOTAL (B)(3)</b>		<b>9376</b>	<b>5221249</b>	<b>0</b>	<b>0</b>	<b>5221249</b>	<b>25.3730</b>	<b>5221249</b>	<b>0</b>	<b>5221249</b>	<b>25.3730</b>	<b>0</b>	<b>25.3730</b>	<b>0</b>	<b>0.0000</b>	<b>NA</b>	<b>NA</b>	<b>5221234</b>
<b>Total Public Shareholding (B) = (B)(1)+(B)(2)+(B)(3)</b>		<b>9387</b>	<b>7057457</b>	<b>0</b>	<b>0</b>	<b>7057457</b>	<b>34.2961</b>	<b>7057457</b>	<b>0</b>	<b>7057457</b>	<b>34.2961</b>	<b>0</b>	<b>34.2961</b>	<b>0</b>	<b>0.0000</b>	<b>NA</b>	<b>NA</b>	<b>7057442</b>

Details of the shareholders acting as persons in Concert including their Shareholding (No. and %): 0

Details of Shares which remain unclaimed may be given hear along with details such as number of shareholders, outstanding shares held in demat/unclaimed suspense account, voting rights which are frozen etc.

Note:

(1) PAN would not be displayed on website of Stock Exchange(s).

(2) The above format needs to be disclosed along with the name of following persons:

Institutions/Non Institutions holding more than 3% of total number of shares.

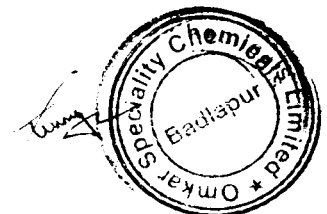


Table IV - STATEMENT SHOWING SHAREHOLDING PATTERN OF THE NON PROMOTER - NON PUBLIC SHAREHOLDER

FOR THE QUARTER ENDED MARCH 31, 2016																		
Category & Name of the shareholders (I)	PAN (II)	No. of Share holders (III)	No. of fully paid up equity Share held (IV)	Partly paid-up equity Share held (V)	No. of shares underlying Depository Receipts (VI)	Total no. shares held (VII) = (IV)+(V)+(VI)	Shareholding % calculated as per SCRR, 1957 As a % of (A+B+C2) (VIII)	Number of Voting Rights held in each class of securities (IX)			No. of Shares Underlying Outstanding convertible securities (including Warrants) (X)	Total Shareholding, as a % assuming full conversion of convertible securities (as a % of diluted share capital) (XI) = (VII)+(X) As a % of (A+B+C2)	Number of Locked in shares (XII)		Number of Shares pledged or otherwise encumbered (XIII)		Number of equity shares held in dematerialized form (XIV)	
								No of Voting Rights		Total as a % of (A+B+C)			No. (a)	As a % of total shares held (b)	No. (Not applicable) (a)	As a % of total shares held (Not applicable)		
								Class Equity X	Class Others Y									Total
1 Custodian/DR Holder		0	0	0	0	0	0.0000	0	0	0	0.0000	0	0.0000	0	0.0000	NA	NA	0
2 Employee Benefit Trust (under SEBI (Share based Employee Benefit) Regulations, 2014)		0	0	0	0	0	0.0000	0	0	0	0.0000	0	0.0000	0	0.0000	NA	NA	0
Total Non Promoter- Non Public Shareholding (C)=(C1)+(C2)		0	0	0	0	0	0.0000	0	0	0	0.0000	0	0.0000	0	0.0000	NA	NA	0

Note  
 (1) PAN would not be displayed on website of Stock Exchange(s).  
 (2) The above format needs to disclose name of all holders holding more than 1% of total number of shares.  
 (3) W.r.t. the information pertaining to Depository Receipts, the same may be disclosed in the respective columns to the extent information available.

